



+ Added at the most recent rebalance. - Removed at the most recent rebalance.

TOP HEDGE FUND HOLDINGS

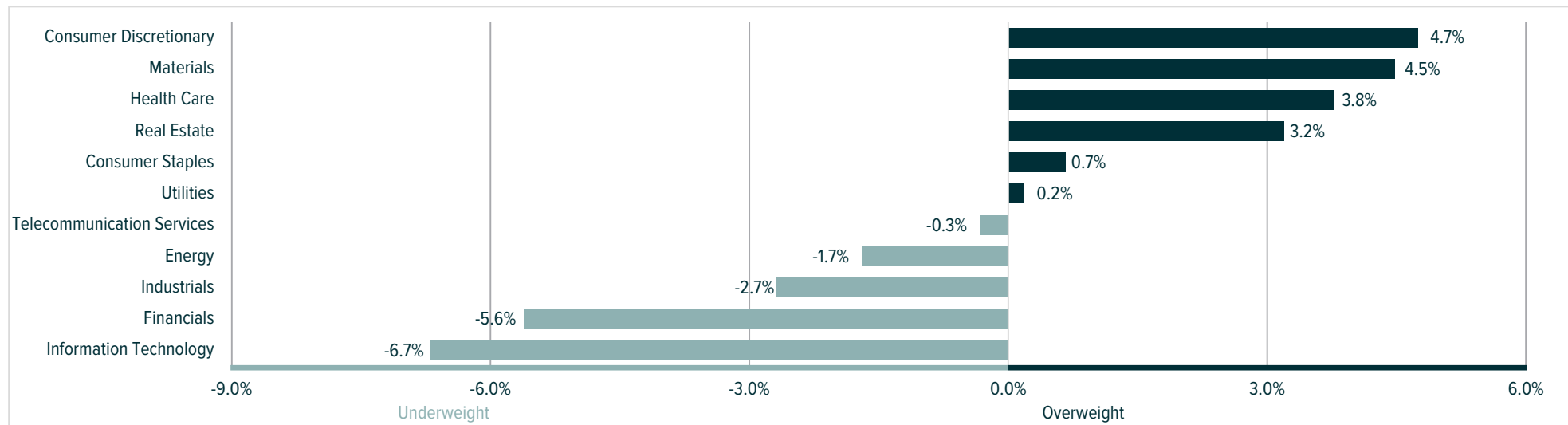
CONSUMER DISCRETIONARY	ENERGY	HEALTH CARE	REAL ESTATE	
AutoNation Inc	Cheniere Energy Inc	Abiomed Inc	American Tower Corp	
Charter Communications Inc	Energen Corp	+ Aetna Inc	Crown Castle International Corp	
General Motors Co	Energy Transfer Partners LP	Baxter International Inc	+ Realogy Holdings Corp	
Twenty-First Century Fox Inc	- Encana Corp	HCA Healthcare Inc	+ VICI Properties Inc	
ILG Inc	- Hess Corp	Heron Therapeutics Inc	- Invitation Homes Inc	
JD.com Inc		Incyte Corp	- VEREIT Inc	
Liberty Global Inc	FINANCIALS	Merck & Co		
LKQ Corporation	Arch Capital Group Ltd	Mylan N.V.	INFORMATION TECHNOLOGY	
MGM Resorts International	Berkshire Hathaway Inc	Neurocrine Biosciences Inc	Adobe Systems Inc	
Netflix Inc	CIT Group Inc	+ NxStage Medical Inc	Alibaba Group Holding Ltd – SP ADR	
Restaurant Brands International	Citizens Financial Group Inc	Perrigo Co Plc	Alphabet Inc	
Time Warner Inc	Investors Bancorp Inc	Pfizer Inc	Baidu Inc	
- Adient Plc	JPMorgan Chase & Co		Facebook Inc	
- Comcast Corp Class A	- American International Group Inc	INDUSTRIALS	GoDaddy Inc	
- Cooper Standard Holding Inc	- Green Dot Corp	Delta Air Lines	IAC/InterActiveCorp	
- Deckers Outdoor Corporation		MasTec Inc	Micron Technology Inc	
- Viacom Inc Class B	MATERIALS	Navistar International Corp	NXP Semiconductors NV	
	ArcelorMittal	Spirit AeroSystems Holdings Inc	+ Palo Alto Networks, Inc	
<th>UTILITIES</th>	UTILITIES	Celanese Corp	United Continental Holding Inc	The Western Union Co
+ FirstEnergy Corp	Monsanto Co		Viasat Inc	
Vistra Energy Corp	Teck Resources Ltd	CONSUMER STAPLES	+ Worldpay Inc	
- NRG Energy Inc	W.R. Grace & Co	Constellation Brands Inc	- Dell Technologies Inc	
		Coty Inc	- Electronic Arts Inc	
<th>TELECOMMUNICATION SERVICES</th>	TELECOMMUNICATION SERVICES		Herbalife Corp	- Microsoft Corp
Sprint Corp		Mondelez International Inc	- Visa Inc	
		The Procter & Gamble Co		

61 HOLD (79% of Fund components unchanged)



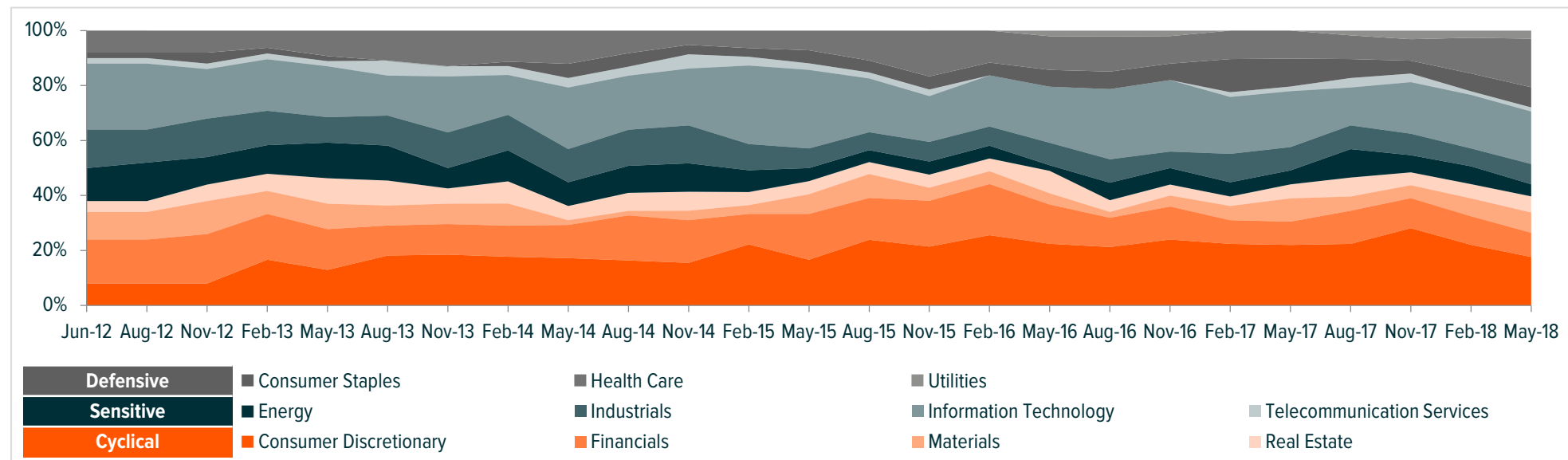
GURU SECTOR OVERWEIGHT/UNDERWEIGHT VS. S&P 500

Source: Bloomberg, May 2018



GURU SECTOR WEIGHTINGS SINCE INCEPTION

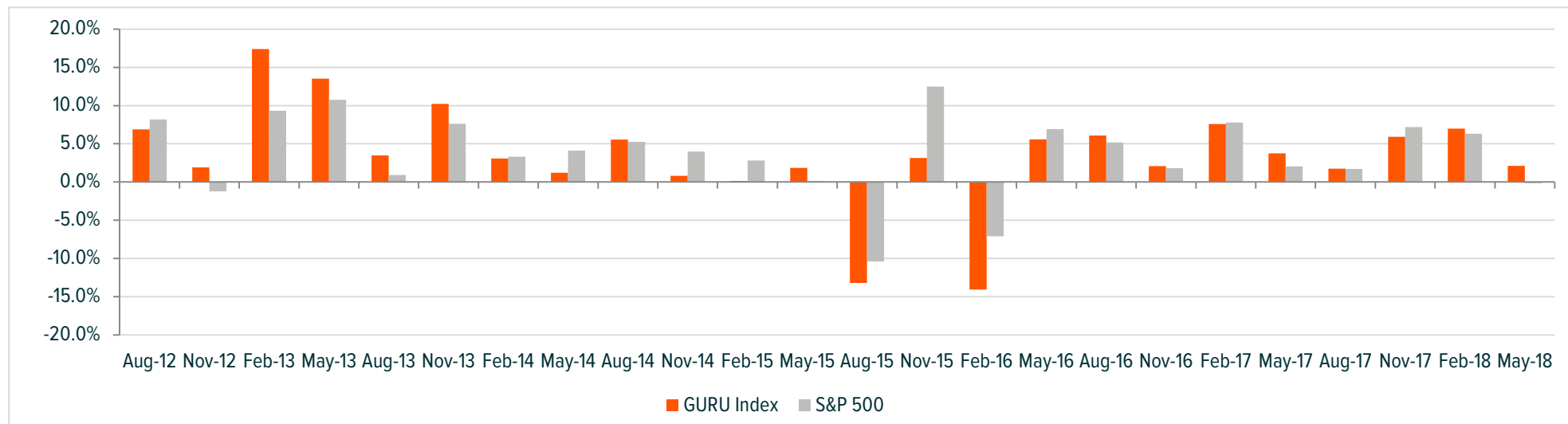
Source: Bloomberg, May 2018





QUARTERLY REBALANCE PERFORMANCE OF SOLACTIVE GURU INDEX VS. S&P 500 INDEX

Source: Bloomberg, May 2018



GURU PERFORMANCE SINCE INCEPTION*

	Since Inception	1 - Year	3 - Year	5 - Year	Annualized Since Inception*
As of:	05/24/18	03/31/18	03/31/18	03/31/18	03/31/18
NAV	124.37%	16.41%	4.76%	9.20%	14.13%
Market Price	121.22%	16.55%	4.79%	9.21%	14.13%
Guru Index	130.28%	16.82%	5.08%	9.68%	14.63%
Total Expenses	0.75%				

*Inception Date: 6/4/2012. 05/24/2018 represents last day before May rebalance changes come into effect.

The performance data quoted represents past performance. Past performance does not guarantee future results. The investment return and principal value of an investment will fluctuate so that an investor's shares, when sold or redeemed, may be worth more or less than their original cost and current performance may be lower or higher than the performance quoted. Index performance returns do not reflect any management fees, transaction costs or expenses. Indexes are unmanaged and one cannot invest directly in an index. Market price returns are based upon the midpoint of the bid/ask spread at the close of the exchange and do not represent the returns you would receive if you traded shares at other times. For performance data current to the most recent month end, please call 1-888-GXFUND-1 or visit our website at www.globalxfunds.com



INDEX DEFINITIONS

The Solactive Guru Index is comprised of the top U.S. listed equity positions reported on Form 13F by a select group of entities that Solactive AG characterizes as hedge funds.

The S&P 500 is an index of 500 stocks chosen by factors such as market size, liquidity and industry grouping. The Index is designed to be a leading indicator of U.S. equities and is meant to reflect the risk/return characteristics of the large-cap universe.

Investing involves risk, including the possible loss of principal. The 13F filings used to select the securities in the Underlying Index are filed by each hedge fund approximately 45 days after the end of each calendar quarter. Therefore a given hedge fund may have already sold its position by the time of the 13F filing. High short-term performance of the fund is unusual and investors should not expect such performance to be repeated. The fund's manager has the ability to employ up to 20% leverage, which may accelerate the velocity of potential gains or losses. The fund invests in small and mid-capitalization companies, which have greater volatility and less financial resources than large-capitalization companies. Furthermore, the fund may hold foreign securities which are subject to different risks than domestic securities, including foreign currency fluctuation, different financial and accounting standards, and political instability. This information is not intended to be individual or personalized investment or tax advice. Please consult a financial advisor or tax professional for more information regarding your tax situation. The fund is required to distribute income and capital gains which may be taxable. Buying and selling shares will result in brokerage commissions and tax consequences. Shares are only available through brokerage accounts which may have minimum requirements. Only whole shares may be purchased.

Solactive AG Indexes have been licensed for use by Global X Management Company, LLC. Global X Funds are not sponsored, endorsed, issued, sold, or promoted by Solactive AG, nor does this company make any representations regarding the advisability of investing in the Global X Funds.

Carefully consider the Fund's investment objectives, risks, and charges and expenses. This and other information can be found in the Fund's full and summary prospectus which may be obtained by calling 1-888-GX-FUND-1 (1.888.493.8631), or by visiting globalxfunds.com. Please read the prospectus carefully before investing.

Global X Management Company, LLC serves as an advisor to the Global X Funds. The Global X Funds are distributed by SEI Investments Distribution Co., One Freedom Valley Drive, Oaks, PA, 19456, which is not affiliated with Global X Management Company or any of its affiliates.

Shares are bought and sold at market price (not NAV) and are not individually redeemed from the Fund. Brokerage commissions will reduce returns. Global X NAVs are calculated using prices as of 4:00 PM Eastern Time. The market price is the Mid-Point between the Bid and Ask price as of the close of exchange. Market price returns do not represent the returns an investor would receive if shares were traded at other times.