



September 2023 Consumer Pulse Survey

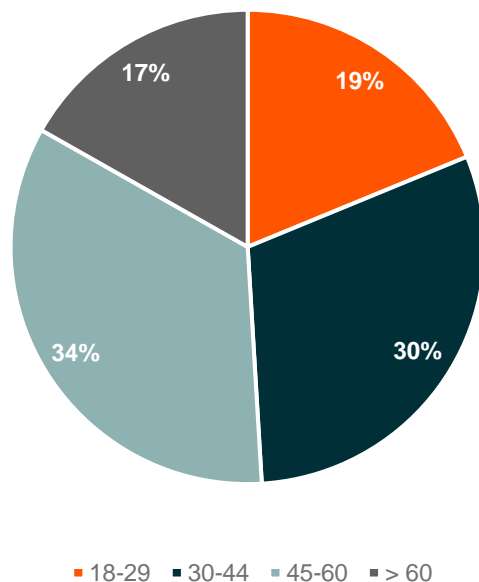
Cybersecurity & Defense Tech

—
Q3 2023

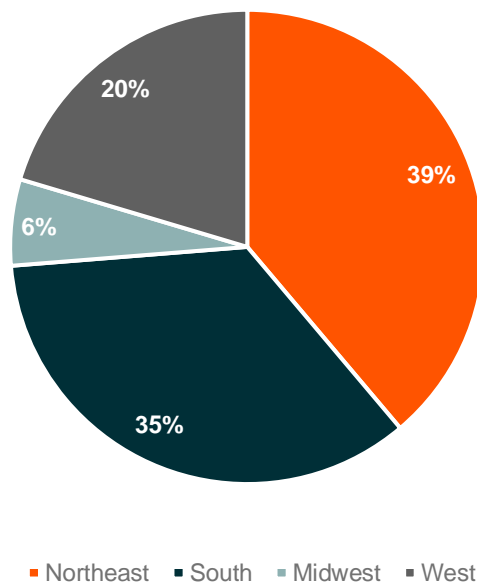
Survey: Age, Region, Lifestyle Demographics

In September 2023, Global X Research surveyed 1,109 individuals in the United States regarding their concerns surrounding the dynamic cybersecurity landscape and examined the role that government intervention should assume. Survey topics spanned everything from motivations behind fortifying cybersecurity to public perspectives on government expenditure in defense technology.

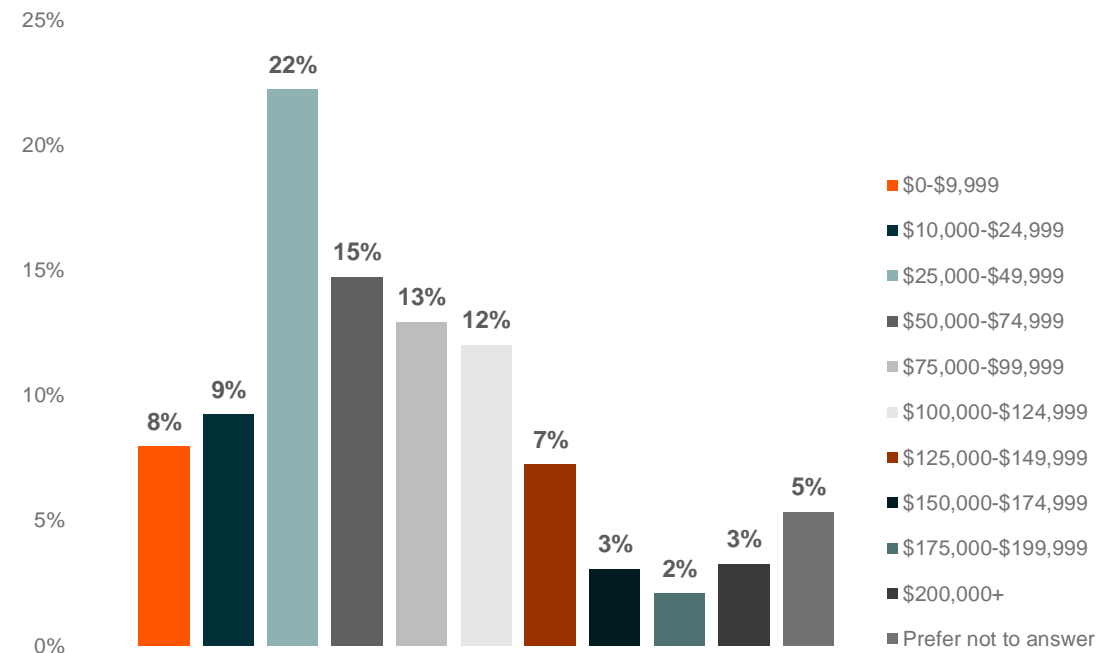
RESPONDENTS BY AGE (%)



RESPONDENTS BY REGION (%)



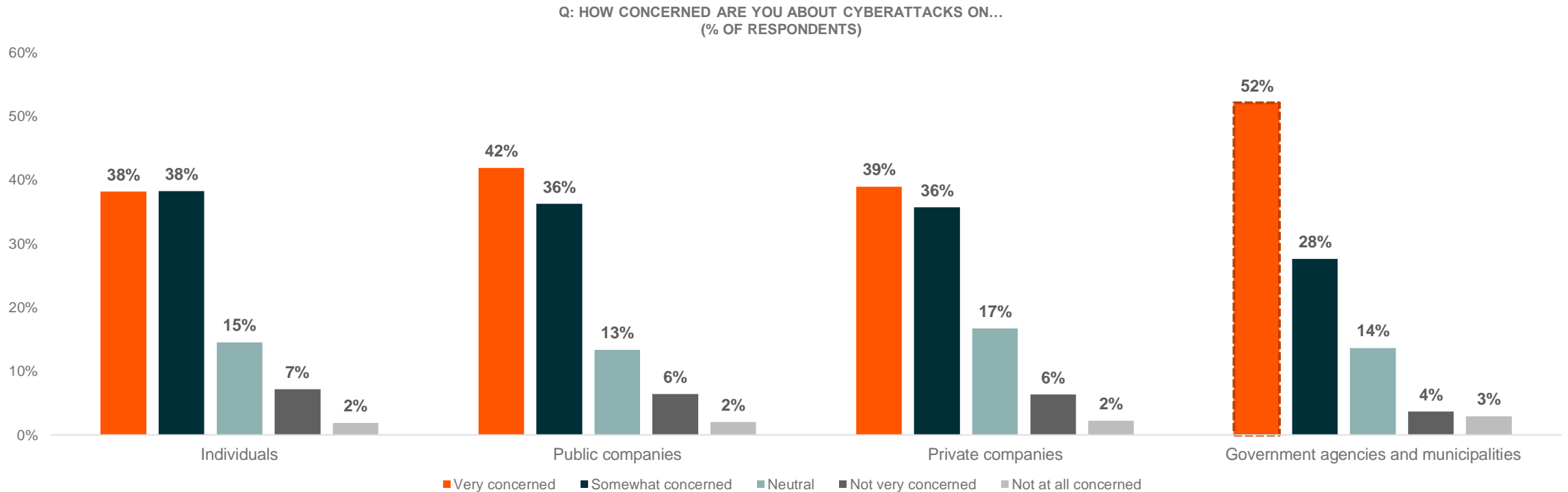
RESPONDENT HOUSEHOLD INCOME (%)



Source: Global X, September 2023.

Government Agencies and Municipalities Top Consumer Concern for Cyberattacks

75% OF INDIVIDUALS ARE VERY CONCERNED OR SOMEWHAT CONCERNED ABOUT CYBERATTACKS, PARTICULARLY ON GOVERNMENT AGENCIES AND MUNICIPALITIES (80%), FOLLOWED BY PUBLIC COMPANIES (78%), INDIVIDUALS (76%), AND PRIVATE COMPANIES (75%)



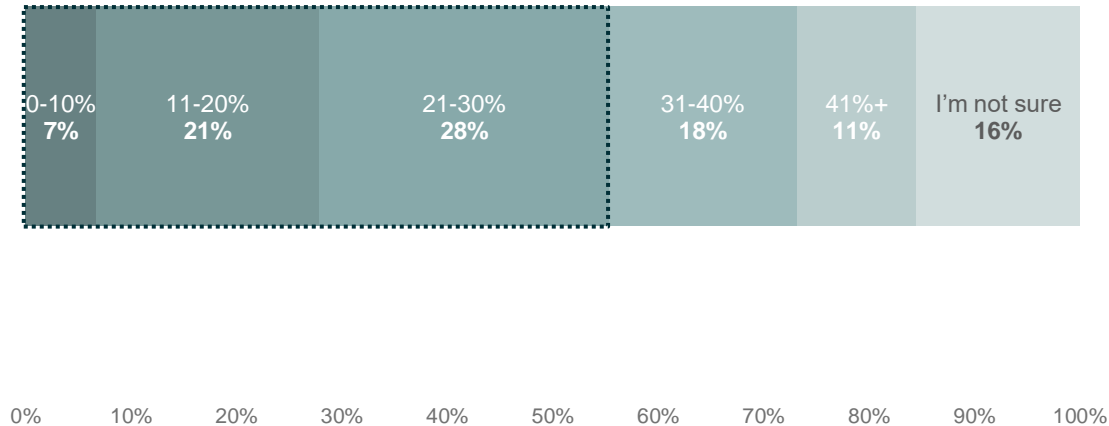
Note: N = 1,108
Source: Global X, September 2023.

Consumers Acknowledge the Evolving Nature of Cyberattacks but Underestimate the Acceleration in Occurrence

56% OF RESPONDENTS UNDERESTIMATE THE INCREASE IN AVERAGE WEEKLY CYBERATTACKS PER ORGANIZATION FROM 2021 TO 2022

Q: BY WHAT PERCENTAGE DO YOU BELIEVE AVERAGE WEEKLY CYBERATTACKS PER ORGANIZATION INCREASED FROM 2021 TO 2022? (% OF RESPONDENTS)

AVERAGE WEEKLY CYBERATTACKS PER ORGANIZATION INCREASED 38% FROM 2021 TO 2022.¹

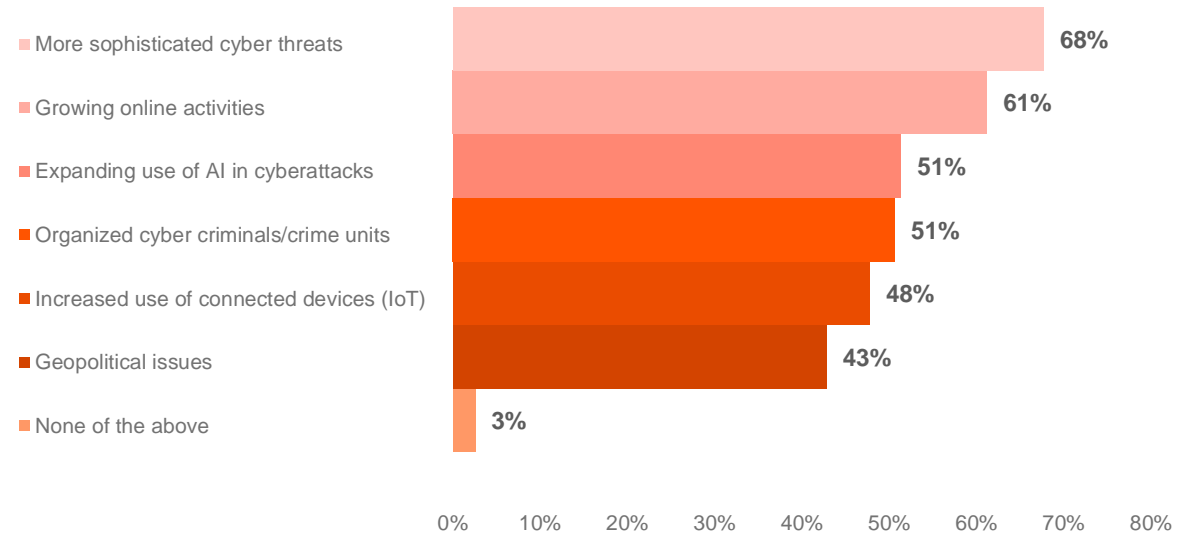


Note: N = 1,109
Source: Global X, September 2023.

GLOBAL X
by Mirae Asset

EVOLVING CYBERTHREAT SOPHISTICATION IS THE MAIN REASON FOR CONSUMER SUPPORT FOR HEIGHTENED CYBERSECURITY

Q: IN YOUR OPINION, WHAT ARE THE MAIN REASONS FOR THE INCREASING NEED FOR CYBERSECURITY IN RECENT YEARS? CHECK ALL THAT APPLY (% OF RESPONDENTS)



Note: N = 1,109
Source: Global X, September 2023.

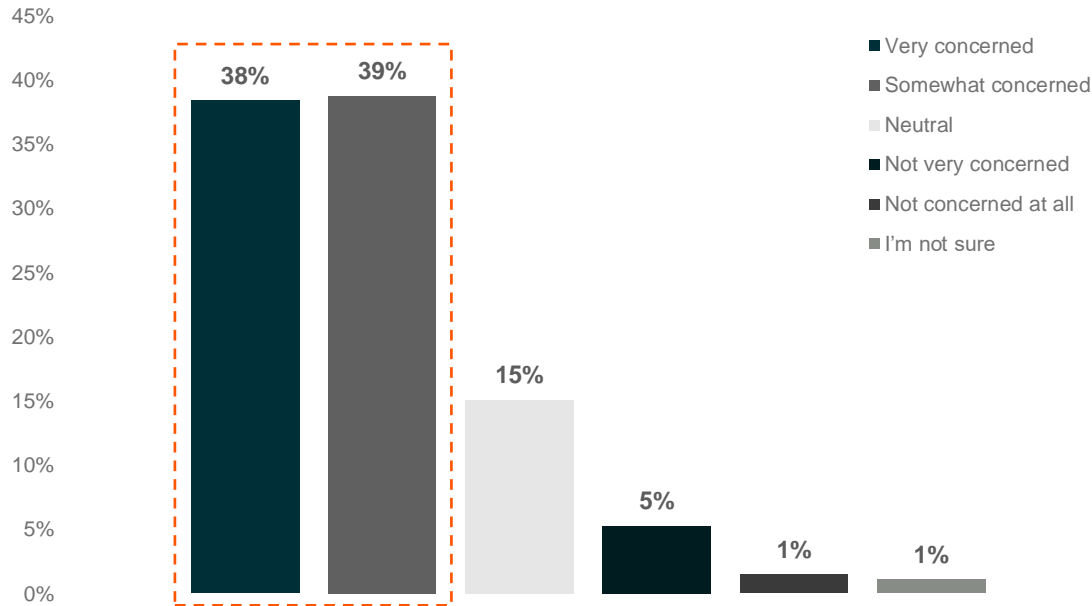
GLOBAL X
by Mirae Asset

1. Source: Check Point Research. (2023, January 5). Check Point Research Reports a 38% Increase in 2022 Global Cyberattacks.

Large-Scale Disruption from Cyber Threats a Major Concern, Given Individuals' Personal Familiarity with Cyberattacks

OVER 75% OF RESPONDENTS ARE CONCERNED ABOUT CYBER THREATS CAUSING WIDESPREAD PUBLIC DISRUPTION

Q: HOW CONCERNED ARE YOU ABOUT CYBERSECURITY THREATS CAUSING LARGE-SCALE PUBLIC DISRUPTION? (% OF RESPONDENTS)

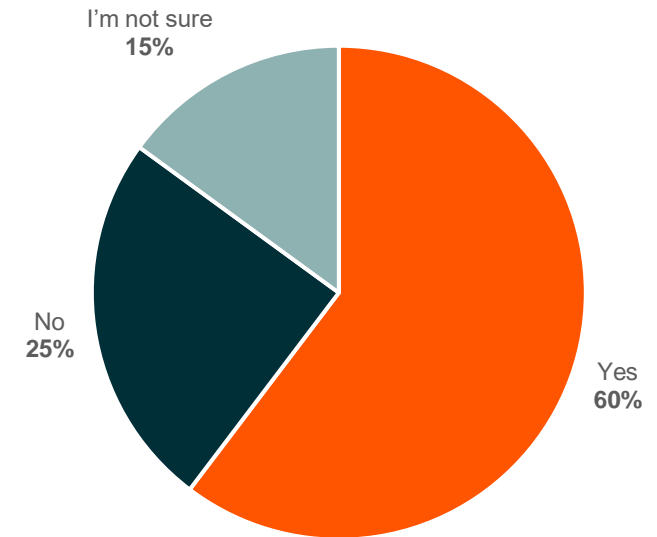


Note: N = 1,109
Source: Global X, September 2023.

GLOBAL X
by Mirae Asset

THREE IN FIVE RESPONDENTS HAVE EITHER PERSONALLY EXPERIENCED A CYBER BREACH OR KNOW SOMEONE WHO HAS

Q: HAVE YOU OR SOMEONE YOU KNOW EVER EXPERIENCED A CYBERSECURITY BREACH (E.G., DATA THEFT, IDENTITY THEFT, MALWARE INFECTION)? (% OF RESPONDENTS)



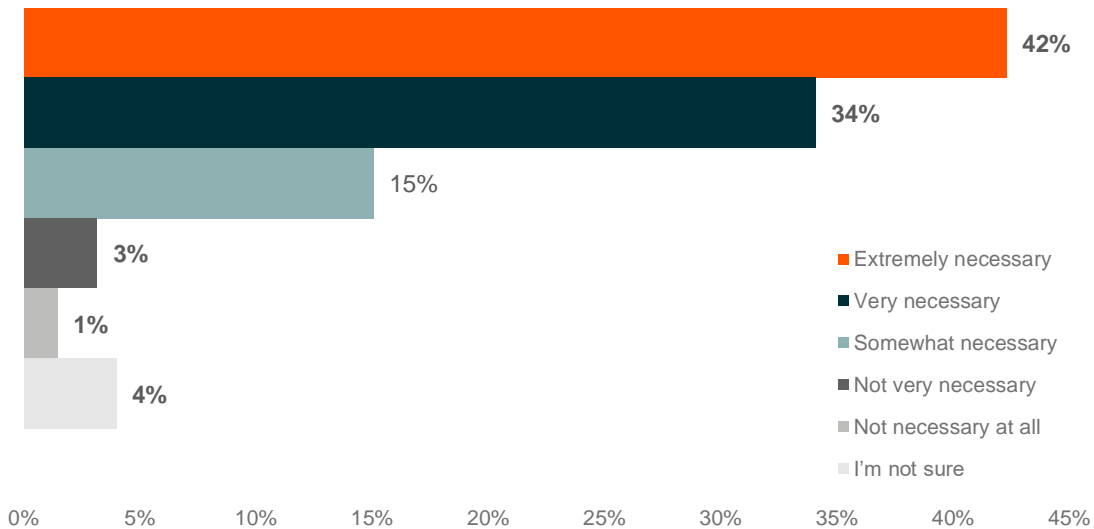
Note: N = 1,109
Source: Global X, September 2023.

GLOBAL X
by Mirae Asset

Consumers Back Increased Government Investments in Defense Technology Development

76% OF RESPONDENTS FIND U.S. GOVERNMENT INVESTMENTS IN DEVELOPING DEFENSE TECH VERY OR EXTREMELY NECESSARY

Q: IN YOUR OPINION, HOW NECESSARY IS THE DEVELOPMENT AND INVESTMENT IN DEFENSE TECHNOLOGY FOR THE GOVERNMENT'S ROLE IN ENSURING NATIONAL SECURITY AND DEFENSE? (% OF RESPONDENTS)

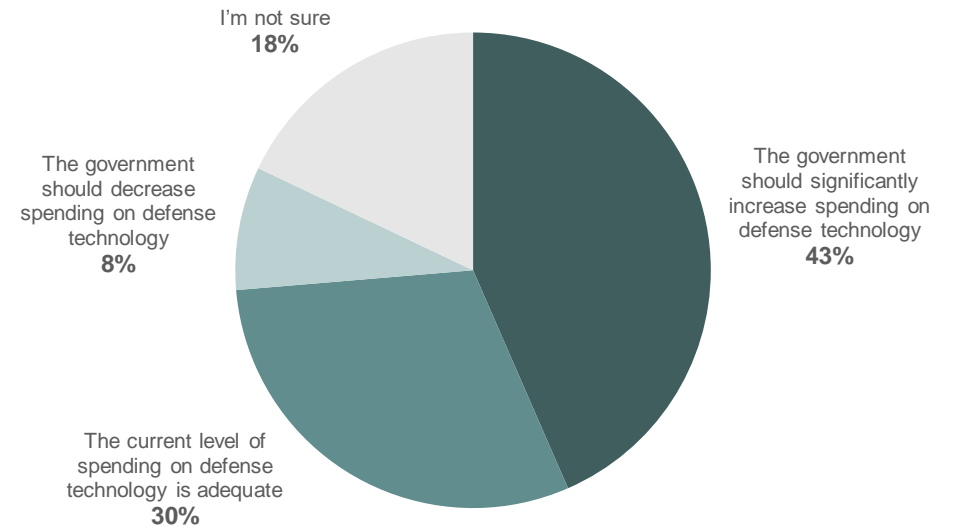


Note: N = 1,109
Source: Global X, September 2023.

GLOBAL X
by Mirae Asset

NEARLY HALF OF RESPONDENTS FEEL THE U.S. GOVERNMENT SHOULD SIGNIFICANTLY INCREASE SPENDING ON DEFENSE TECHNOLOGY

Q: BY 2030, WE PROJECT GLOBAL MILITARY AND DEFENSE SPENDING CAN GROW NEARLY 40% TO TOP \$3.1 TRILLION.¹ HOW DO YOU FEEL ABOUT THE LEVEL OF U.S. GOVERNMENT SPENDING ON DEFENSE TECHNOLOGY, SUCH AS ARTIFICIAL INTELLIGENCE (AI), CYBERSECURITY, AND TECHNOLOGY CONVERGENCE? (% OF RESPONDENTS)



Note: N = 1,109
Source: Global X, September 2023.

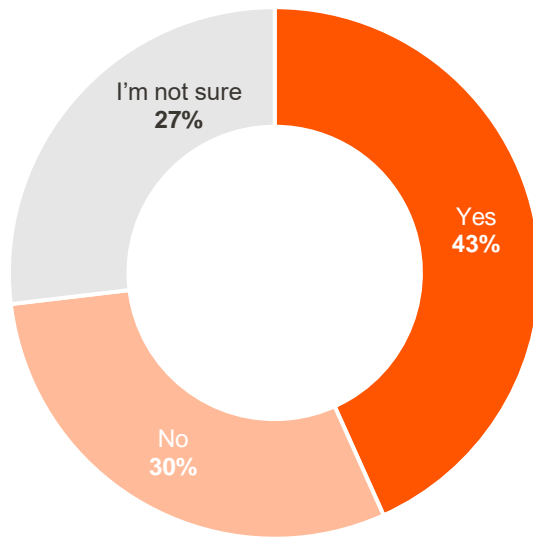
GLOBAL X
by Mirae Asset

1. Source: Forecasts made by Global X, assuming a consistent 4.2% Compound Annual Growth Rate (CAGR) through 2030 and data from Stockholm International Peace Research Institute (2023, April). Trends in World Military Expenditure 2022.

Security Concerns About AI Platforms Persist, While Consumers Lack Clarity on Harnessing AI for Cybersecurity

THE MAJORITY OF SURVEYED INDIVIDUALS ARE UNSURE OF THE ROLE AI PLAYS IN ENHANCING CYBERSECURITY MEASURES

Q: ARE YOU AWARE OF THE ROLE THAT ARTIFICIAL INTELLIGENCE (AI) PLAYS IN ENHANCING CYBERSECURITY MEASURES? (% OF RESPONDENTS)

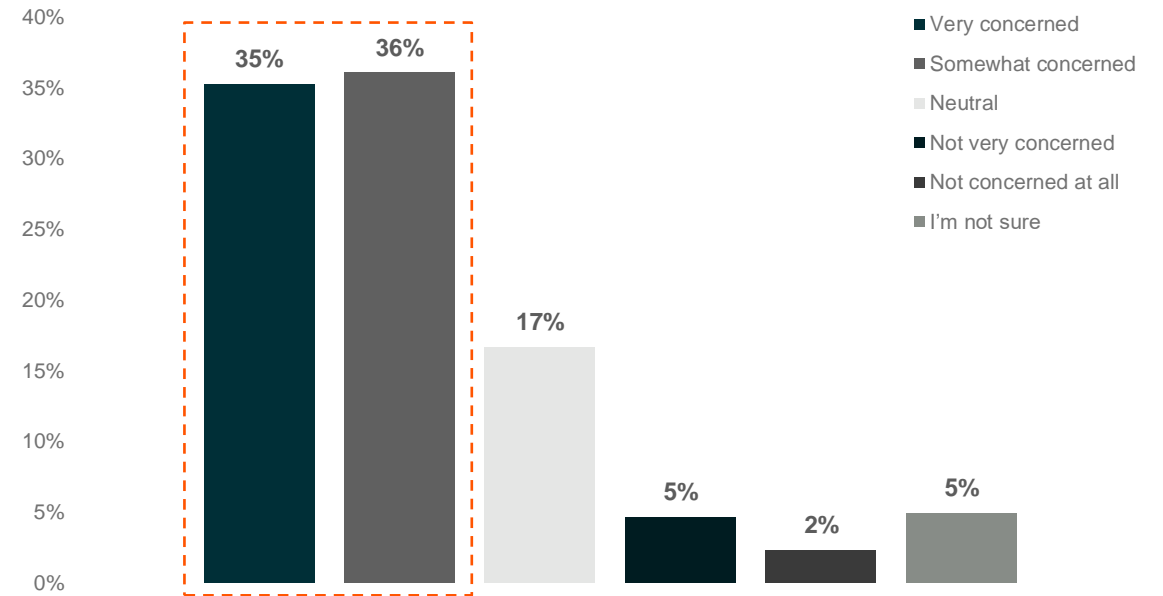


Note: N = 1,109
Source: Global X, September 2023.

GLOBAL X
by Mirae Asset

OVER 70% OF RESPONDENTS ARE CONCERNED ABOUT THE SECURITY RISKS FROM AI-POWERED PLATFORMS

Q: HOW CONCERNED ARE YOU ABOUT AI-POWERED PLATFORMS WE USE IN OUR DAILY LIVES POSING SECURITY RISKS? (% OF RESPONDENTS)



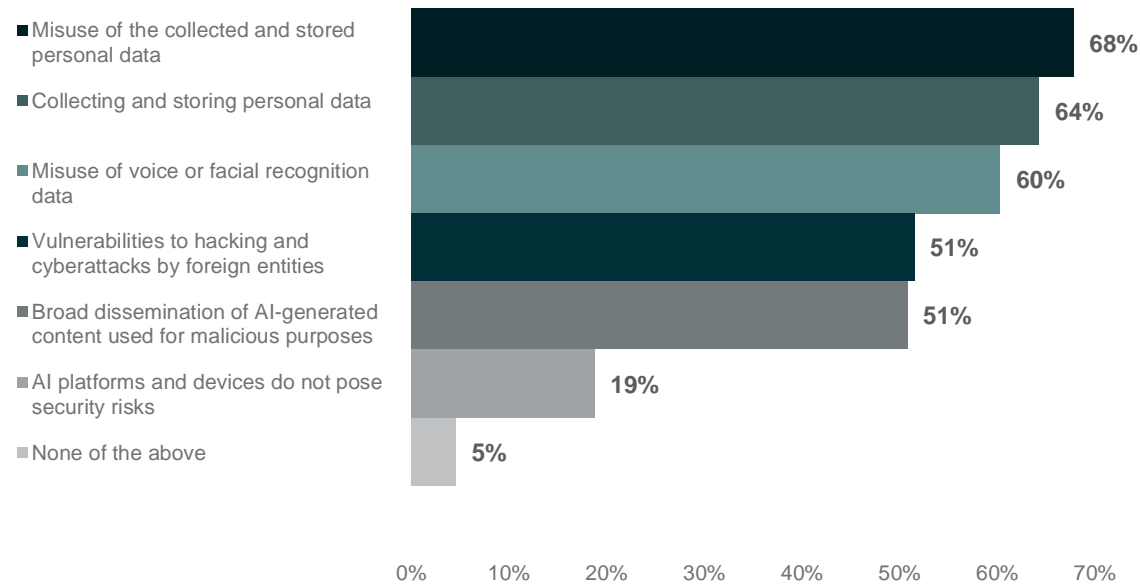
Note: N = 1,109
Source: Global X, September 2023.

GLOBAL X
by Mirae Asset

Confidence in Cybersecurity Preparedness for New Technologies Varies, Mostly Given Increasing Potential Security Risks

CONSUMERS WORRY MOST ABOUT MISUSE OF DATA (68%), FOLLOWED BY THE COLLECTION OF DATA (64%) WITH AI-POWERED DEVICES

Q: IN YOUR OPINION, HOW CAN AI-POWERED SMART DEVICES POSE SECURITY RISKS? CHECK ALL THAT APPLY.
(% OF RESPONDENTS)

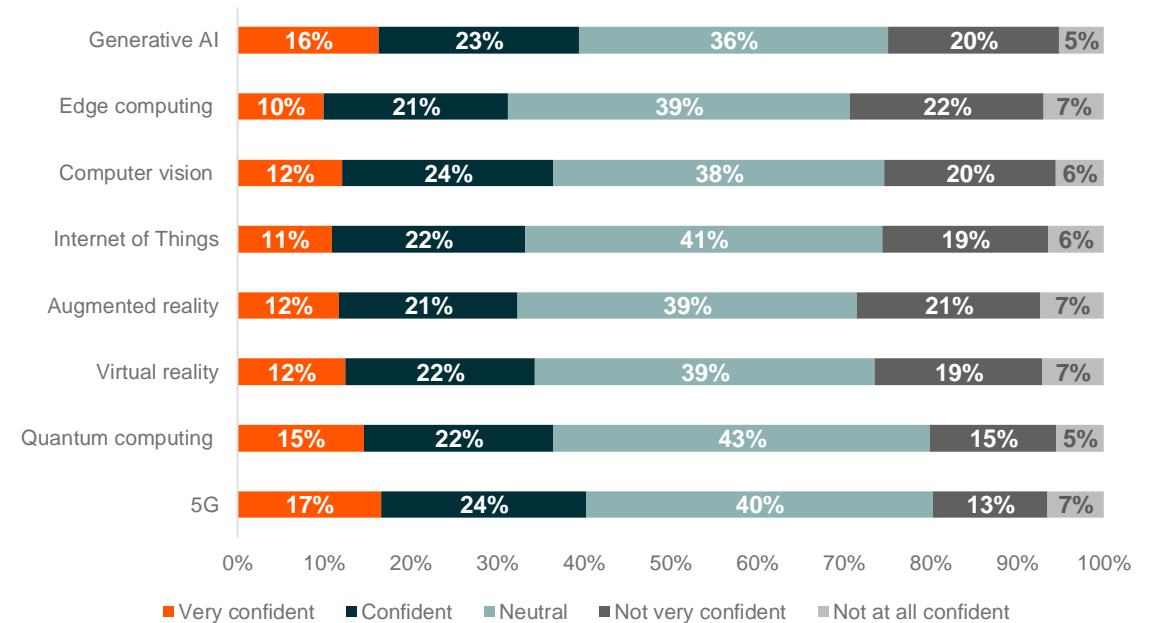


Note: N = 1,109
Source: Global X, September 2023.



RESPONDENT CONFIDENCE IN CYBERSECURITY READINESS VARIES WIDELY WITH EMERGING TECHNOLOGIES

Q: HOW CONFIDENT ARE YOU IN THE ABILITY OF CYBERSECURITY MEASURES TO KEEP UP WITH THE SECURITY CHALLENGES POSED BY EMERGING TECHNOLOGIES?
(% OF RESPONDENTS)



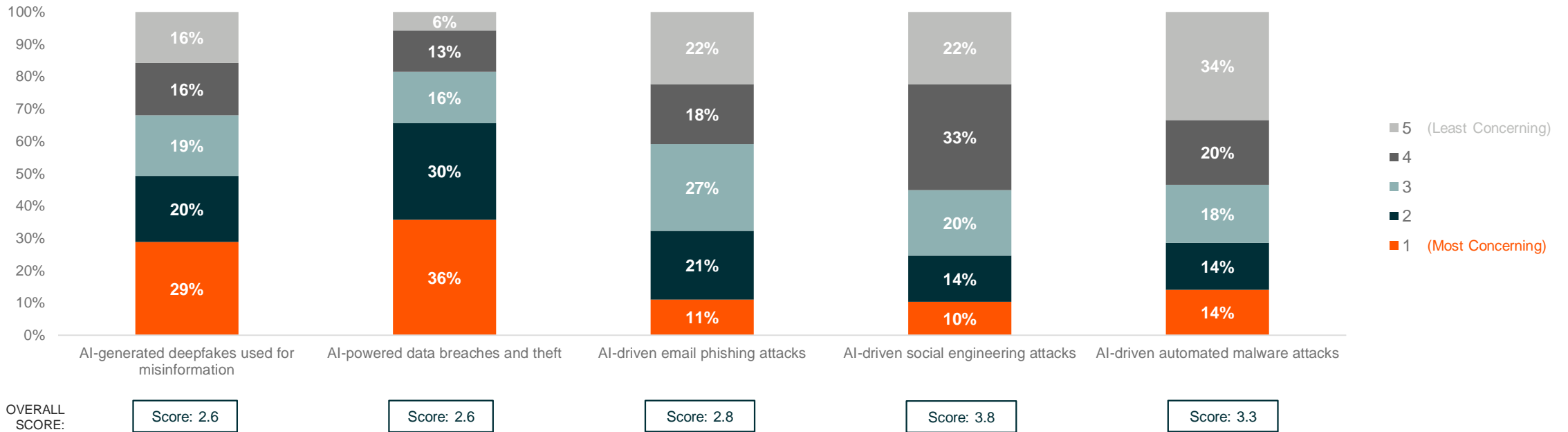
Note: N = 1,109
Source: Global X, September 2023.



AI-Powered Data Breaches Capture User Concern, Escalating Probable Misuse of Personal Data

CONSUMERS RANK AI-POWERED DATA BREACHES AND THEFT AS THE TOP CONCERN AMONG AI-DRIVEN CYBER THREATS, FOLLOWED BY AI-GENERATED DEEPFAKES USED FOR MISINFORMATION

Q: RANK THE FOLLOWING AI-DRIVEN CYBER THREATS IN ORDER OF CONCERN, WITH 1 BEING THE MOST CONCERNING AND 5 BEING THE LEAST CONCERNING:
(% OF RESPONDENTS)

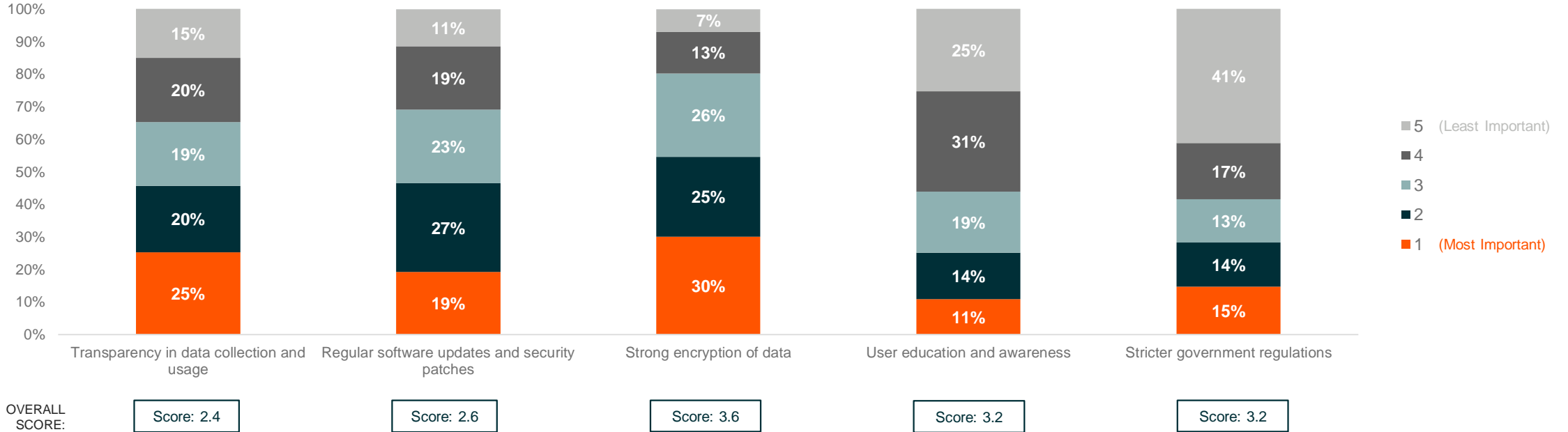


Note: N = 1,109
Source: Global X, September 2023.

Users Value Transparency and Strong Security for AI Platforms and Devices

WHEN IT COMES TO SECURITY OF AI PLATFORMS AND DEVICES, CONSUMERS RANK STRONG ENCRYPTION OF DATA AS THE MOST IMPORTANT, FOLLOWED BY TRANSPARENCY IN DATA COLLECTION AND USAGE

Q: WHEN IT COMES TO THE SECURITY OF AI PLATFORMS AND DEVICES, PLEASE RANK THE FOLLOWING FACTORS IN TERMS OF THEIR IMPORTANCE, WITH 1 BEING THE MOST IMPORTANT AND 5 BEING THE LEAST IMPORTANT:
(% OF RESPONDENTS)

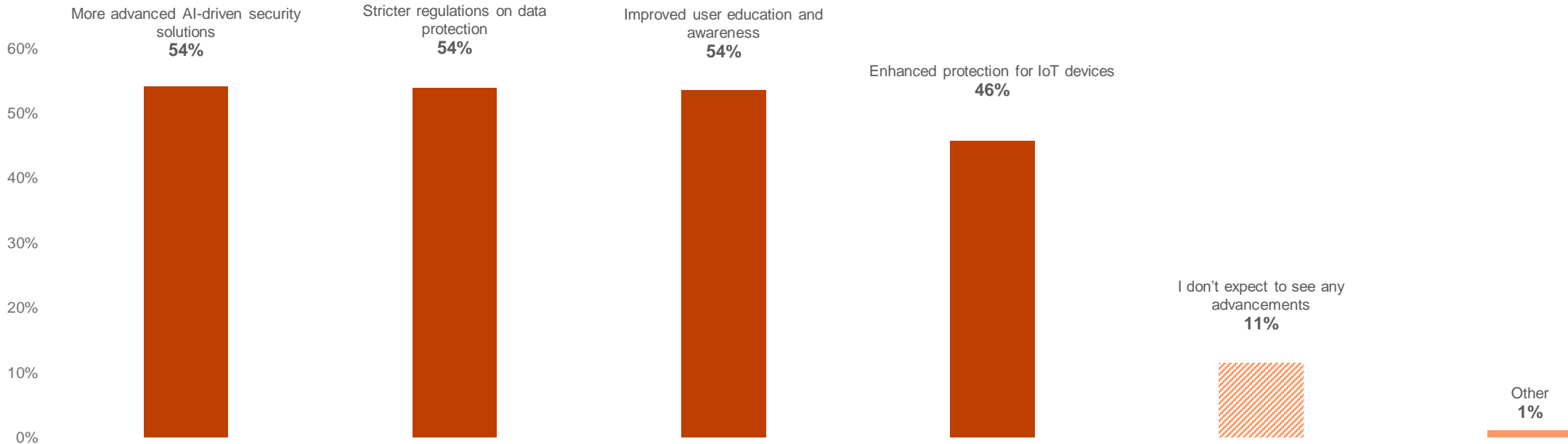


Note: N = 1,109
Source: Global X, September 2023.

Individuals Anticipate Substantial Cybersecurity Advances in the Near Future

OVER HALF OF RESPONDENTS ANTICIPATE INCREASED AI-DRIVEN SECURITY MEASURES, TIGHTER REGULATIONS ON DATA PROTECTION, AND HEIGHTENED USER EDUCATION AND AWARENESS WITHIN THE NEXT 5 YEARS

Q: WHAT ADVANCEMENTS IN CYBERSECURITY DO YOU EXPECT TO SEE IN THE NEXT FIVE YEARS? CHECK ALL THAT APPLY.
(% OF RESPONDENTS)



Note: N = 1,109
Source: Global X, September 2023.

Global X ETF Suite

Global X 's fund suites comprise of 112 ETFs in total, spanning Thematic Growth, Income, International Access, Commodities, Risk Management, and Other Strategies.

Disruptive Technology

Social Media ETF (SOCL)

Lithium & Battery Tech ETF (LIT)

FinTech ETF (FINX)

Internet of Things ETF (SNSR)

Robotics & Artificial Intelligence ETF (BOTZ)

Autonomous & Electric Vehicles ETF (DRIV)

Artificial Intelligence & Technology ETF (AIQ)

Cloud Computing ETF (CLOU)

Video Games & Esports ETF (HERO)

Cybersecurity ETF (BUG)

Data Center REITs & Digital Infrastructure ETF (VPN)

Blockchain & Bitcoin Strategy ETF (BITS)

Blockchain ETF (BKCH)

Metaverse ETF (VR)

PropTech ETF (PTEC)

Defense Tech ETF (SHLD)

People & Demographics

Millennial Consumer ETF (MILN)

Aging Population ETF (AGNG)

Health & Wellness ETF (BFIT)

E-commerce ETF (EBIZ)

Cannabis ETF (POTX)

Education ETF (EDUT)

Telemedicine & Digital Health (EDOC)

Genomics & Biotechnology ETF (GNOM)

China Biotech Innovation ETF (CHB)

Emerging Markets Internet & E-commerce ETF (EWEB)

Physical Environment

U.S. Infrastructure Development ETF (PAVE)

Renewable Energy Producers ETF (RNRG)

CleanTech ETF (CTEC)

Clean Water ETF (AQWA)

Wind Energy ETF (WNDY)

Solar ETF (RAYS)

Hydrogen ETF (HYDR)

AgTech & Food Innovation ETF (KROP)

Disruptive Materials ETF (DMAT)

Green Building ETF (GRNR)

Multi-Theme

Thematic Growth ETF (GXTG)

China Innovation ETF (KEJI)

Dividend

SuperDividend ETF (SDIV)

SuperDividend U.S. ETF (DIV)

MSCI SuperDividend EAFE ETF (EFAS)

MSCI SuperDividend Emerging Markets ETF (SDEM)

SuperDividend REIT ETF (SRET)

Alternative Income ETF (ALTY)

S&P 500 Quality Dividend ETF (QDIV)

Covered Call

Dow 30 Covered Call ETF (DJIA)

Dow 30 Covered Call & Growth ETF (DYLG)

Nasdaq 100 Covered Call ETF (QYLD)

S&P 500 Covered Call ETF (XYLD)

Russell 2000 Covered Call ETF (RYLD)

Nasdaq 100 Covered Call & Growth ETF (QYLG)

Global X ETF Suite

Global X’s fund suites comprise of 112 ETFs in total, spanning Thematic Growth, Income, International Access, Commodities, Risk Management, and Other Strategies.

S&P 500 Covered Call & Growth ETF (XYLG)

Russell 2000 Covered Call & Growth ETF (RYLG)

Financials Covered Call & Growth ETF (FYLK)

Information Technology Covered Call & Growth ETF (TYLG)

Health Care Covered Call & Growth ETF (HYLG)

Nasdaq 100 ESG Covered Call ETF (QYLE)

S&P 500 ESG Covered Call ETF (XYLE)

Preferreds

U.S. Preferred ETF (PFFD)

Variable Rate Preferred ETF (PFFV)

SuperIncome Preferred ETF (SPFF)

MLPs

MLP ETF (MLPA)

MLP & Energy Infrastructure ETF (MLPX)

Fixed Income

Emerging Markets Bond ETF (EMBD)

1-3 Month T-Bill ETF (CLIP)

U.S. Cash Flow Kings ETF (FLOW)

Risk Managed Income

Nasdaq 100 Risk Managed Income ETF (QRMI)

S&P 500 Risk Managed Income ETF (XRMI)

Alpha

Guru Index ETF (GURU)

Founder-Run Companies ETF (BOSS)

Adaptive

Adaptive U.S. Factor ETF (AUSF)

China Sector

MSCI China Energy ETF (CHIE)

MSCI China Materials ETF (CHIM)

MSCI China Industrials ETF (CHII)

MSCI China Consumer Discretionary ETF (CHIQ)

MSCI China Consumer Staples ETF (CHIS)

MSCI China Health Care ETF (CHIH)

MSCI China Financials ETF (CHIX)

MSCI China Information Technology ETF (CHIK)

MSCI China Communication Services ETF (CHIC)

MSCI China Utilities ETF (CHIU)

MSCI China Real Estate ETF (CHIR)

Single-Country

MSCI Argentina ETF (ARGT)

DAX Germany ETF (DAX)

MSCI Greece ETF (GREK)

MSCI Colombia ETF (GXG)

MSCI Nigeria ETF (NGE)

MSCI Norway ETF (NORW)

MSCI Pakistan ETF (PAK)

MSCI Portugal ETF (PGAL)

MSCI Vietnam ETF (VNAM)

India Active ETF (NDIA)

Brazil Active ETF (BRAZ)

Regional

MSCI Next Emerging & Frontier ETF (EMFM)

FTSE Southeast Asia ETF (ASEA)

Emerging Markets ETF (EMM)

Global X ETF Suite

Global X 's fund suites comprise of 112 ETFs in total, spanning Thematic Growth, Income, International Access, Commodities, Risk Management, and Other Strategies.

Emerging Markets Great Consumer ETF (EMC)

Commodities

Silver Miners ETF (SIL)

Gold Explorers ETF (GOEX)

Copper Miners ETF (COPX)

Uranium ETF (URA)

Sustainable Investing

Conscious Companies ETF (KRMA)

Carbon Credits Strategy ETF (NTRL)

Faith-Based

S&P 500 Catholic Values ETF (CATH)

S&P 500 Catholic Values Developed ex-U.S. ETF (CEFA)

Risk Management

Adaptive U.S. Risk Management ETF (ONOF)

Nasdaq 100 Collar 95-110 ETF (QCLR)

Nasdaq 100 Tail Risk ETF (QTR)

S&P 500 Collar 95-110 ETF (XCLR)

S&P 500 Tail Risk ETF (XTR)

Interest Rate Hedge ETF (RATE)

Interest Rate Volatility & Inflation Hedge ETF (IRVH)

Risk Information

Investing involves risk including the possible loss of principal. Narrowly focused investments may be subject to higher volatility. The investable universe for thematic ETFs may be limited. Technology themed investments may be subject to rapid changes in technology, intense competition, rapid obsolescence of products and services, loss of intellectual property protections, evolving industry standards and frequent new product productions, and changes in business cycles and government regulation. International investments, including emerging markets, may involve risk of capital loss from unfavorable fluctuation in currency values, from differences in generally accepted accounting principles or from social, economic or political instability in other nations.

Carefully consider the Funds' investment objectives, risk factors, charges, and expenses before investing. This and additional information can be found in the Funds' summary or full prospectus, which may be obtained by calling 1.888.493.8631, or by visiting globalxetfs.com. Please read the prospectus carefully before investing.

Global X Management Company LLC serves as an advisor to Global X Funds. The Funds are distributed by SEI Investments Distribution Co. (SIDCO), which is not affiliated with Global X Management Company LLC or Mirae Asset Global Investments.

This information is not intended to be individual or personalized investment or tax advice and should not be used for trading purposes. Please consult a financial advisor or tax professional for more information regarding your investment and/or tax situation.

No content contained in these materials or any part thereof ("Content") may be modified, reverse engineered, reproduced or distributed in any form or by any means, or stored in a database or retrieval system, without the prior written permission of Global X. The Content shall not be used for any unlawful or unauthorized purposes. Global X does not guarantee the accuracy, completeness, timeliness or availability of the Content and is not responsible for any errors or omissions, regardless of the cause, for the results obtained from the use of the Content.

THE CONTENT IS PROVIDED ON AN "AS IS" BASIS. GLOBAL X AND ITS AFFILIATES DISCLAIM ANY AND ALL EXPRESS OR IMPLIED WARRANTIES, INCLUDING, BUT NOT LIMITED TO, ANY WARRANTIES OF MERCHANTABILITY OR FITNESS FOR A PARTICULAR PURPOSE OR USE OF THE CONTENT.

In no event shall Global X or its affiliates be liable to any party for any direct, indirect, incidental, exemplary, compensatory, punitive, special or consequential damages, costs, expenses, legal fees, or losses (including, without limitation, lost income or lost profits and opportunity costs) in connection with any use of the Content even if advised of the possibility of such damages."