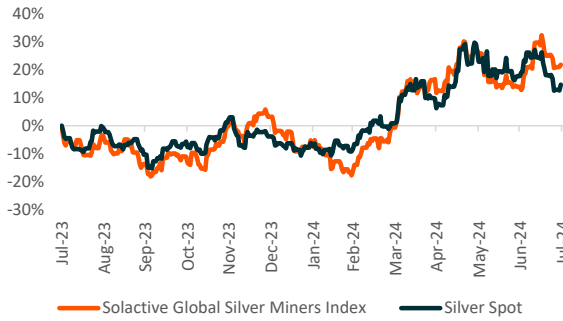
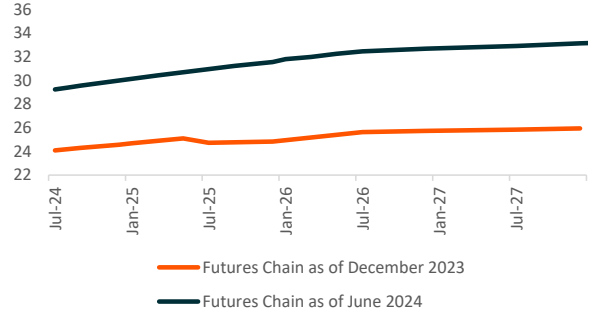




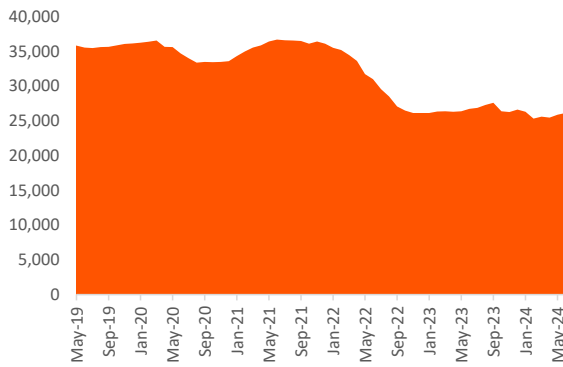
Silver Miners VS Silver 1 Year Performance



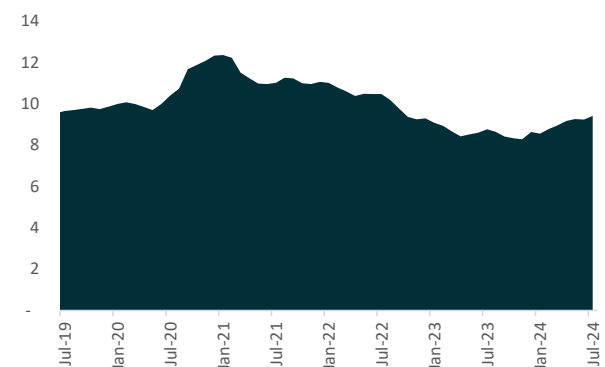
COMEX Silver Forward Curve (USD/t oz.)



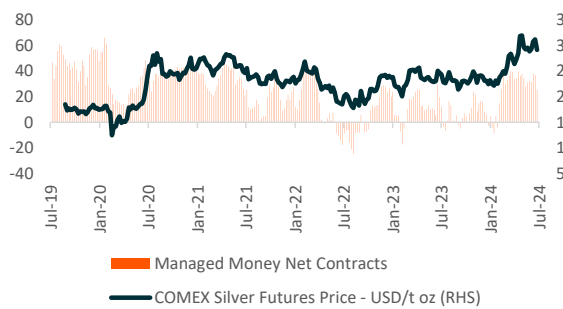
LBMA Silver Vault Holdings (tonnes)



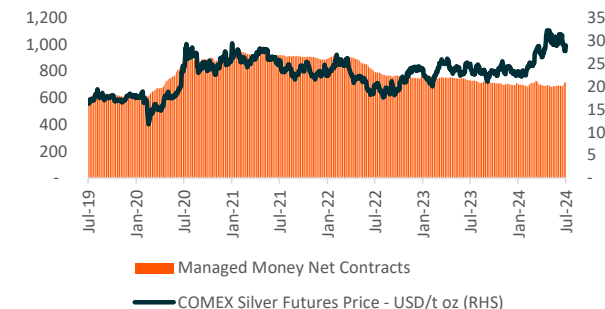
COMEX Silver Inventory (tonnes)



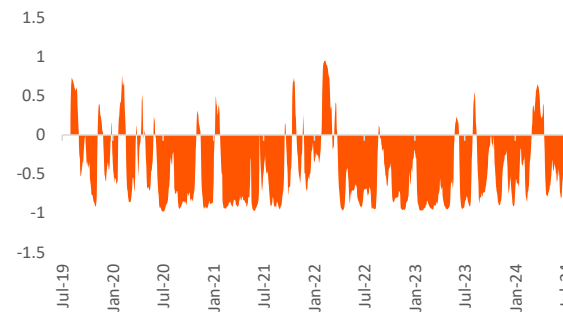
COMEX Silver Positioning



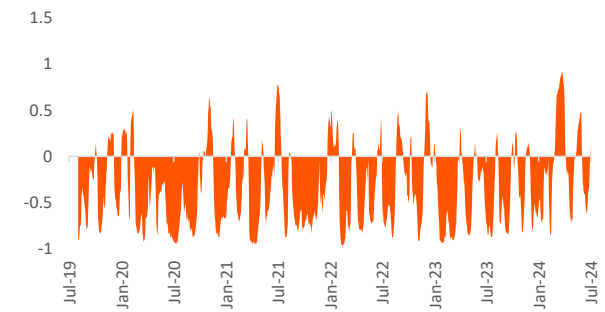
Total Known ETF Holding of Silver (Million Troy Ounces)



Silver and Dollar Correlation - 30 Days Rolling



Silver and US 10 Year Real Rates - 30 Days Rolling





Information provided by Global X Management Company LLC.

Investing involves risk, including the possible loss of principal. Diversification does not ensure a profit nor guarantee against a loss.

This material represents an assessment of the market environment at a specific point in time and is not intended to be a forecast of future events, or a guarantee of future results. This information is not intended to be individual or personalized investment or tax advice and should not be used for trading purposes. Please consult a financial advisor or tax professional for more information regarding your investment and/or tax situation.