

- Thematic ETF Report

August 2022



Thematic Investing: Harnessing Disruption in Portfolios

Thematic Investing brings a rigorous and research-driven approach to harnessing **structural changes** around the world. It seeks to identify powerful **macro-level trends** and the **companies that stand to benefit** from the materialization of those trends.

General Process

Top Down

Identify disruptive macro-level trends and select related high-conviction themes



Bottom Up

Select investments highly exposed to those themes and related trends

Characteristics

- **Long-term, growth-focused** strategies
- **Unconstrained** by geographies & sectors
- **Concentrated**, often in tech & new consumer
- **Relatable** concepts that impact our daily lives

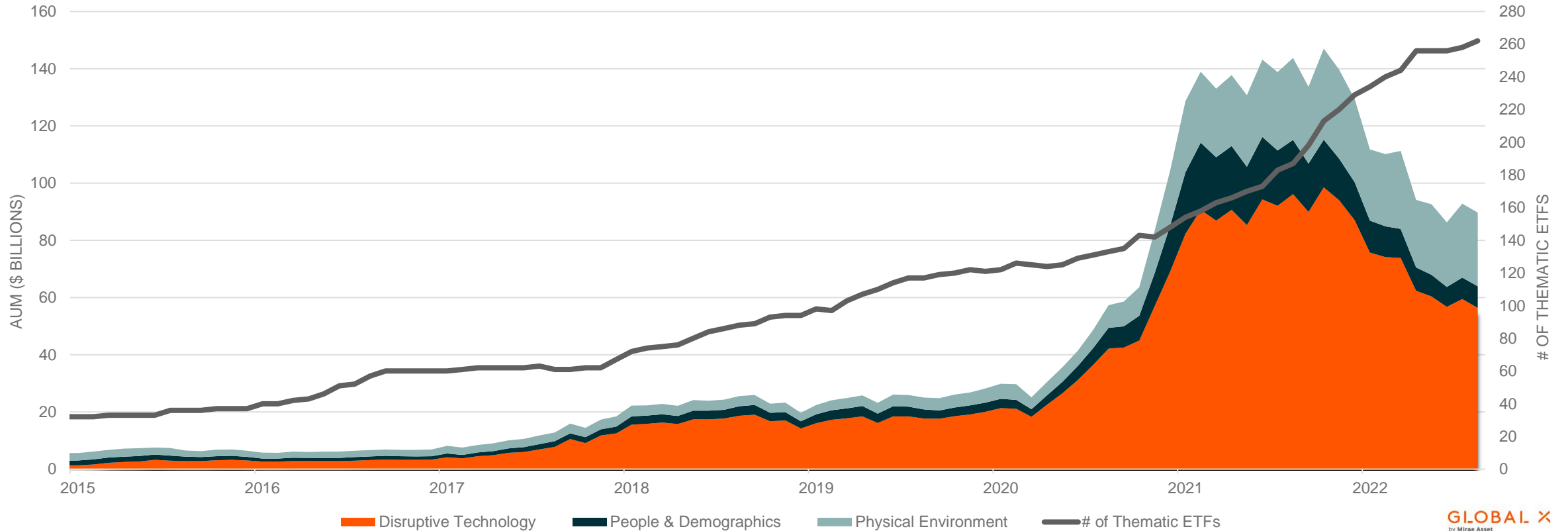
For Informational Purposes Only

Defining & Categorizing Themes: Global X's Classification System

Category	Mega-Theme	Theme	Sub-Theme
Disruptive Technology	Big Data	Machine/Deep Learning	
		Cybersecurity	
		Quantum Computing	
	Mobility	Cloud/Edge Computing	Remote Work, MarTech
		Autonomous Vehicles	
		Electric Vehicles	Lithium/Batteries, Charging Infrastructure
	Digital Experiences	AR/VR	
		Video Games	E-sports
		Social Media	
		Streaming	
	FinTech	Mobile Payments	
		Peer-to-Peer Lending	
		Crowdfunding	
		Blockchain	
	Connectivity	Digital Infrastructure	
		5G/Next Gen Networking	
		Emerging Markets Internet	
		Internet of Things	Smart Devices, Smart Cities, IIoT
Robotics	Space/Satellite Communications		
	AI/Automation		
	3D Printing		
People & Demographics	New Consumer	Drones	
		Millennials & Gen Z	
		Emerging Market Consumers	
		Urbanization	
		E-commerce	
		Education	
		Sharing/Gig Economy	
		Safety and Security	
		Cannabis	
		Sports Betting	
		Professional Sports	
		Health	Healthcare Innovation
	Aging Population		Senior Care, Senior Economy
	Health & Wellness		Obesity, Organics
	Emerging Markets Healthcare		
	Alternative Medicine		
	CleanTech		
	Physical Environment	Climate Change	Clean & Renewable Energy
Resource Scarcity			Water, Waste/Recycling, Sustainable Food
Green Building			
Disruptive Materials			
Infrastructure Development			

Thematic ETF Landscape

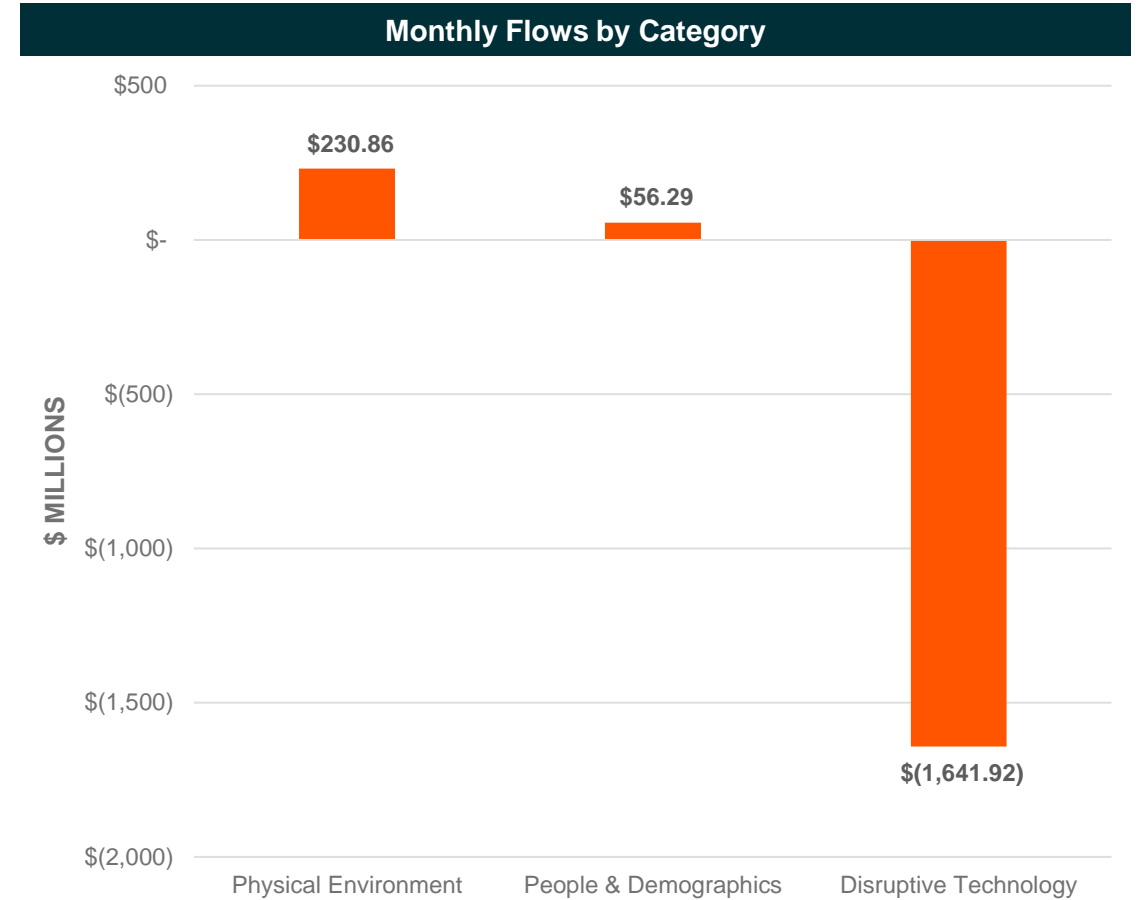
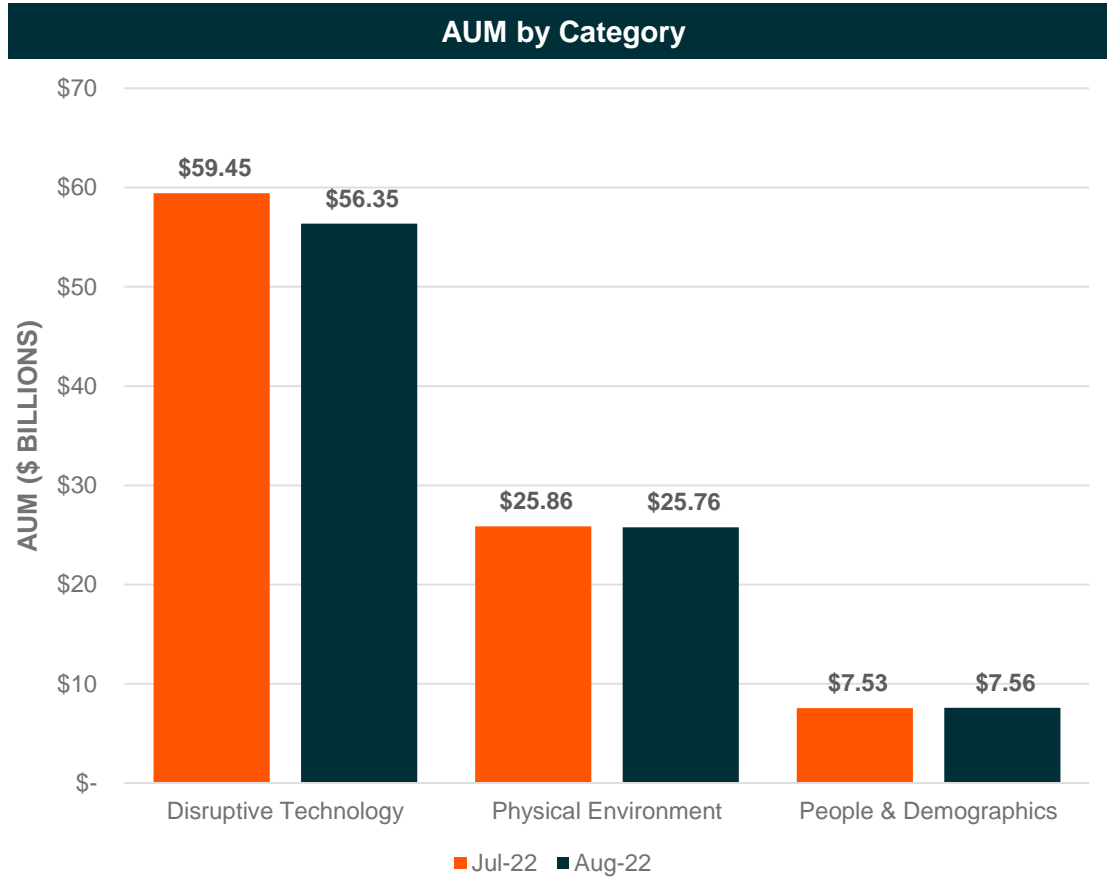
At the end of August 2022, there were 262 thematic ETFs totaling \$89.7B in assets under management (AUM), down 3.4% from July 2022 and down 37.6% from the same month last year.



Source: Global X ETFs, Bloomberg. As of August 31, 2022.
 Note: AUM includes assets of funds closed until the last month of trading activity.

Thematic ETF Landscape: AUM & Flows

The People & Demographics category saw an increase in AUM while the Disruptive Technology and Physical Environment categories experienced a decrease in AUM.

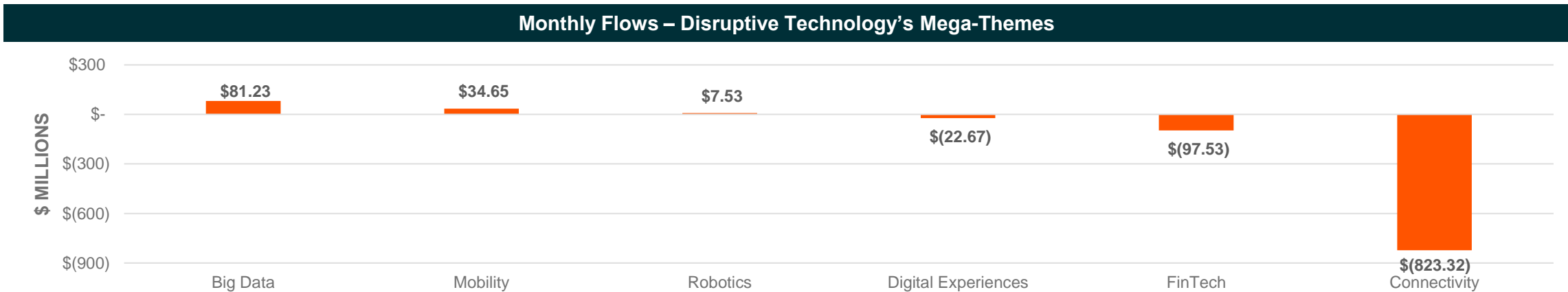
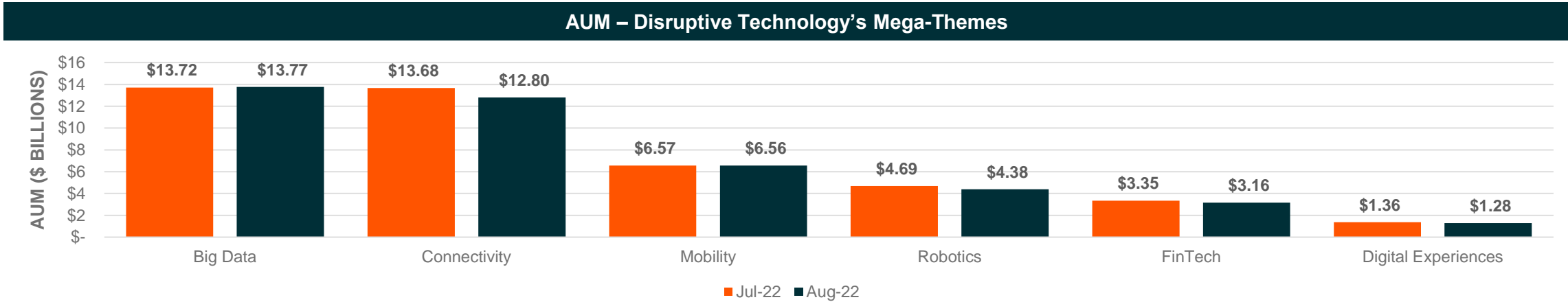


Source: Global X ETFs, Bloomberg. As of August 31, 2022.

Note: AUM includes assets of funds closed until the last month of trading activity.

Thematic ETF Landscape: AUM & Flows

The Big Data mega-theme saw an increase in AUM while the rest of Disruptive Technology’s mega-themes experienced a decrease in AUM.

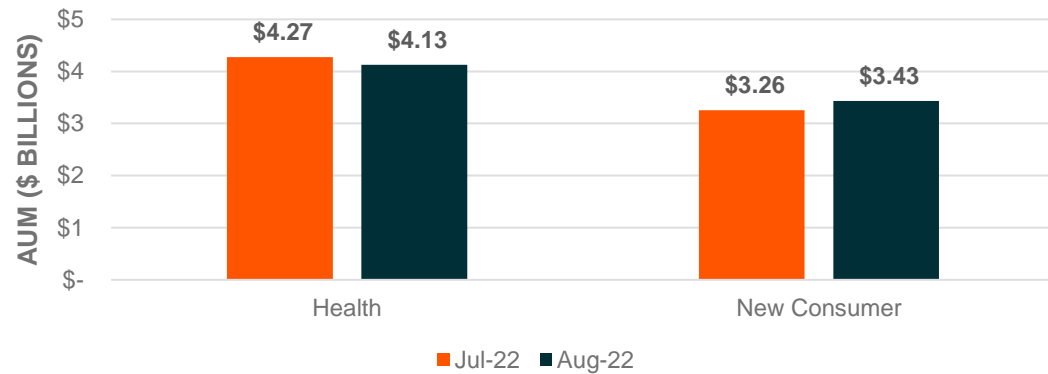


So Note: Mega-Themes may or may not add up to the Category AUM given that some ETFs considered are broad and are only classified by its Category.

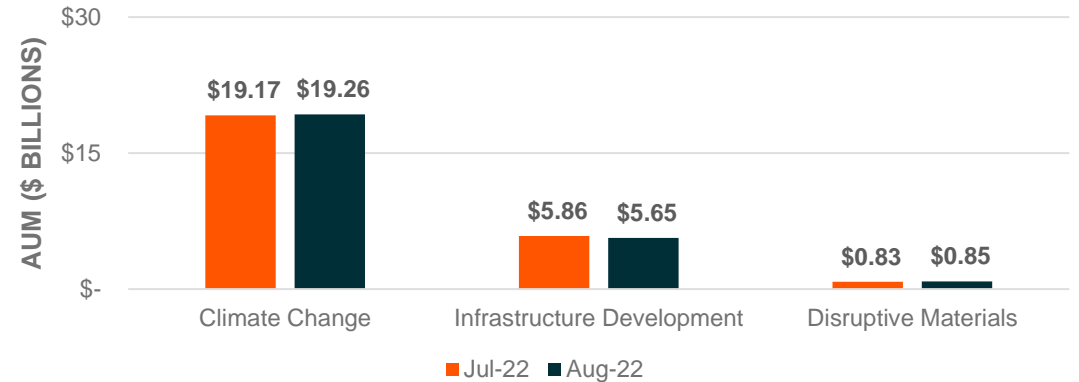
Thematic ETF Landscape: AUM & Flows

The New Consumer mega-theme within People & Demographics saw an increase in AUM. Physical Environment’s Climate Change mega-theme also experienced an increase in AUM.

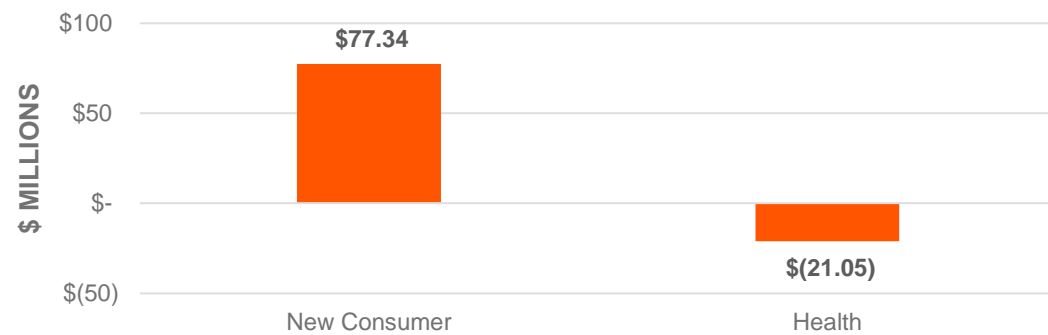
AUM – People & Demographic's Mega-Themes



AUM – Physical Environment's Mega-Themes



Monthly Flows – People & Demographic's Mega-Themes



Monthly Flows – Physical Environment's Mega-Themes

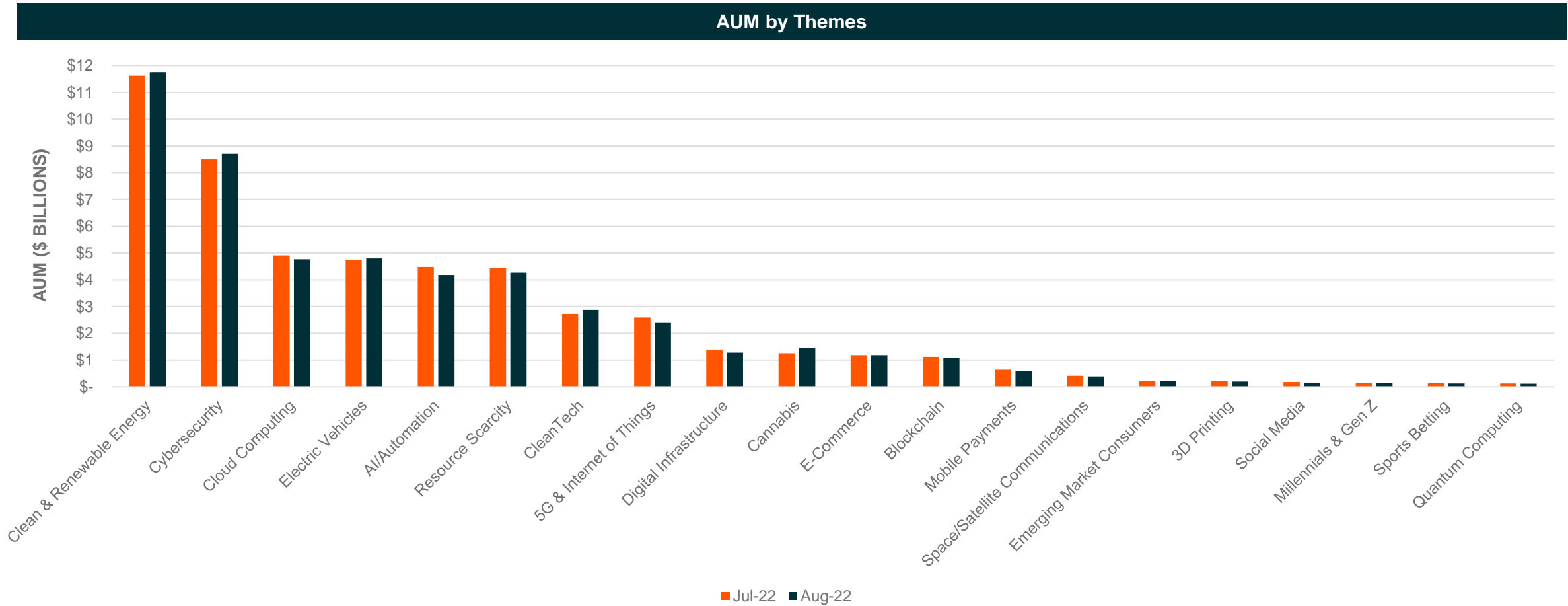


Source: Global X ETFs, Bloomberg. As of August 31, 2022.

Note: Mega-Themes may or may not add up to the Category AUM given that some ETFs considered are broad and are only classified by its Category.

Thematic ETF Landscape: AUM by Theme

On a theme level, Cybersecurity led the gains, while AI/Automation saw the largest decrease in AUM in absolute terms.



Source: Global X ETFs, Bloomberg. As of August 31, 2022.

Note: Themes may or may not add up to the Mega-Themes AUM given that some ETFs considered are broad and are only classified by its Mega-Theme.

August 2022 Thematic ETFs Recap

Top/Bottom AUM by %Δ

Ticker	Name	Aug-22	Jul-22	%Δ
PINK	The Simplify Health Care ETF	\$77.68	\$36.21	115%
SAMT	Strategas Macro Thematic Opp ETF	\$62.90	\$50.98	23%
HYDR	Global X Hydrogen ETF	\$41.93	\$34.49	22%
FDIG	Fidelity Crypto Industry & Digital Payments ETF	\$19.49	\$16.19	20%
FRNW	Fidelity Clean Energy ETF	\$40.68	\$34.17	19%
AGNG	Global X Longevity Thematic ETF	\$45.73	\$51.54	-11%
SOCL	Global X Social Media ETF	\$157.62	\$177.74	-11%
GK	AdvisorShares Gerber Kawasaki ETF	\$16.12	\$18.36	-12%
IVES	Wedbush ETFMG Global Cloud Technology ETF	\$26.06	\$29.72	-12%
ARKK	ARK Innovation ETF	\$7,977.56	\$9,336.82	-15%

Source: Global X ETFs, Bloomberg. As of August 31, 2022.

Note: Top/bottom ETFs by %Δ are limited to those that started July 2022 with AUM > \$10M and excludes fund closures

Top/Bottom AUM by \$Δ (in millions)

Ticker	Name	Aug-22	Jul-22	\$Δ (\$M)
QCLN	First Trust Nasdaq Clean Edge Green Energy ETF	\$2,378.67	\$2,216.94	\$162
CIBR	First Trust NASDAQ Cybersecurity ETF	\$5,283.79	\$5,131.80	\$152
MSOS	AdvisorShares Pure US Cannabis ETF	\$734.01	\$624.88	\$109
BUG	Global X Cybersecurity ETF	\$1,189.86	\$1,109.46	\$80
TAN	Invesco Solar ETF	\$2,975.44	\$2,906.43	\$69
ARKG	Genomic Revolution ETF	\$2,628.00	\$2,780.03	-\$152
PAVE	Global X U.S. Infrastructure Development ETF	\$3,771.67	\$3,956.27	-\$185
XT	iShares Exponential Technologies ETF	\$2,964.65	\$3,159.74	-\$195
KWEB	KraneShares CSI China Internet ETF	\$6,676.33	\$7,073.38	-\$397
ARKK	ARK Innovation ETF	\$7,977.56	\$9,336.82	-\$1,359

August 2022 Thematic ETFs Recap

Connectivity and Climate Change-related mega-themes received the most inflows during the month on an absolute basis.

Top/Bottom MoM Flows by \$Δ (in millions)

Ticker	Name	MoM Flows \$Δ (\$M)
TAN	Invesco Solar ETF	\$100.33
QCLN	First Trust Nasdaq Clean Edge Green Energy ETF	\$98.85
CIBR	First Trust NASDAQ Cybersecurity ETF	\$79.83
PINK	The Simplify Health Care ETF	\$44.80
KOMP	SPDR Kensho New Economies Composite ETF	\$35.21
FINX	Global X FinTech ETF	-\$46.24
ARKG	Genomic Revolution ETF	-\$68.81
PAVE	Global X U.S. Infrastructure Development ETF	-\$75.10
KWEB	KraneShares CSI China Internet ETF	-\$694.41
ARKK	ARK Innovation ETF	-\$803.35

Source: Global X ETFs, Bloomberg. As of August 31, 2022.

Note: Top/bottom ETFs by \$Δ are limited to those that started July 2022 with AUM > \$10M and excludes fund closures

August 2022 Thematic ETF Launches/Closures

During the month, six new thematic ETFs launched, four focusing on Disruptive Technology, one on People & Demographics and one on Physical Environment. Two thematic ETFs closed during the period.

Thematic ETF Launches

Ticker	Name	Issuer	Inception Date
IBRN	iShares Neuroscience and Healthcare ETF	iShares	8/26/2022
BPAY	BlackRock Future Financial and Tech ETF	BlackRock	8/18/2022
TWEB	SoFi Web 3 ETF	SoFi	8/18/2022
STCE	Schwab Crypto Thematic ETF	Schwab ETFs	8/3/2022
BCDF	Horizon Kinetics Blockchain Dev ETF	Horizon Kinetics	8/1/2022
RBLD	First Trust Alerian US NextGen Infrastructure ETF	First Trust	8/1/2022
BYOB*	SoFi Gig Economy ETF	SoFi	8/9/2022
ENRG*	SoFi Smart Energy ETF	SoFi	8/9/2022

Thematic ETF Closures

Ticker	Name	Issuer	Closure Date
IEIH	iShares Evolved U.S. Innovative Healthcare ETF	iShares	8/22/2022
PSY	Defiance Next Gen Altered Experience ETF	Defiance ETFs	8/22/2022
GIGE*	SoFi Gig Economy ETF	SoFi	8/8/2022
SHFT*	iClima Global Decarbonization Enablers ETF	iClima	8/8/2022

Source: Global X ETFs, Bloomberg. As of August 31, 2022.

*Effective August 9, 2022, the Ticker name of the SoFi Gig Economy ETF (GIGE) has changed to BYOB, and the Fund name of the iClima Global Decarbonization Enablers ETF (SHFT) has changed to SoFi Smart Energy ETF (ENRG).

GLOBAL ✕

by Mirae Asset

—
Risk Information

Risk Information

The Global X Thematic Classification System is based on the expertise, views, and opinions of the Global X Thematic Classification Committee and are subject to change.

Global X defines thematic investing as the process of identifying powerful disruptive macro-level trends and the underlying investments that stand to benefit from the materialization of those trends. By nature, thematic investing is a long term, growth-oriented strategy, that is typically unconstrained geographically or by traditional sector/industry classifications, has low correlation to other growth strategies, and invests in relatable concepts.

The process of identifying themes consists of three inexorable principles:

- 1) There must be high conviction that the theme will materialize and have a meaningful impact on segments of the economy or markets. Often this is due to observable structural changes in technology, demographics, consumer behavior, or the physical environment, but can also be influenced by other factors.
- 2) A theme must be investable, meaning there are publicly traded companies that provide exposure to the concept. Ideally, the group of companies is broad, have high liquidity, and attribute a substantial portion of their business operations (revenues, assets, research & development) to the theme.
- 3) A theme must be expected to express itself over a medium to long-term time horizon, generally considered to be five years or longer. A longer-term time horizon makes market timing less of a factor in the success of identifying a theme.

Notably, and taking into consideration the principles above, thematic investing does not consist of ESG, values-based, or policy-driven strategies, unless they otherwise represent a disruptive structural trend (e.g. climate change). Further, funds that adhere to traditional sector or industry classifications, or that are used primarily to gain exposure to cyclical trends (e.g. currencies, valuations, inflation) are not considered thematic. Finally, alternative asset classes, such as listed infrastructure, MLPs, and ubiquitous commodities are not considered thematic. We recognize that these exclusions may differ from other third-party definitions of thematic investing, but it is consistent with, and core to, Global X's thematic classification system and process.

Based on the definition and principles of thematic investing above, Global X has established a thematic classification system that seeks to identify powerful themes and organize them by common traits and drivers. The system consists of four layers of classifications: 1) Categories; 2) Mega-Themes; 3) Themes; and 4) Sub-Themes, with each layer becoming sequentially narrower in its focus.

'Categories' is the broadest layer and represents three fundamental drivers of disruption: exponential advancements in technology (Disruptive Technology), changing consumer habits and demographics (People & Demographics), and the evolving physical landscape (Physical Environment). One layer down are 'Mega-Themes,' which serve as a foundation to multiple transformative forces that are causing substantial changes in a common area. Conceptually, Mega-Themes are a collection of more narrowly targeted Themes. For example, Big Data is a Mega-Theme that consists of Machine/Deep Learning, Cybersecurity, Quantum Computing, and Cloud/Edge Computing. Further down, we identify 'Themes' as the specific areas of transformational disruption that are driving technology forward, changing consumer demands, or impacting the environment. 'Sub-Themes' are more niche areas, such as specific applications of themes or upstream forces that are driving themes forward.

The number and categories, mega-themes, themes, and sub-themes is expected to evolve over time as new drivers of structural changes emerge or fade. Such decisions will be made by the Global X Thematic Classification Committee ("the committee") and take into account internal and external research and data about potential themes.

Risk Information

The ETF industry consists of many funds seeking to provide exposure to categories, mega-themes, themes, or sub-themes identified within the thematic classification system. The Global X Thematic Classification Committee first evaluates the entire universe of US-listed ETFs to identify which qualify as thematic ETFs, based on Global X's definition of thematic investing and the stated objectives, methodology, and holdings of each ETF. Next, the committee identifies the best fit for each thematic ETF within the classification system, by further analyzing a fund's methodology, holdings, and stated objectives. When a new ETF launches or an existing ETF changes its strategy, its classification is evaluated promptly by the committee, and any changes are published in the next monthly Thematic ETF Report.

While occasionally an ETF may engage in multiple mega-themes, themes, or sub-themes, its classification is determined based on the definition that most closely describes the true nature of the ETF.

While an ETF may be classified within a certain category, mega-theme, theme, or sub-theme, Global X does not give any assurances that the ETF provides good and accurate exposure to the specific theme it is targeting. For example, an ETF may target a particular theme, but have very broad exposure, including firms that have low relevance or economic exposure to the specified theme.

The thematic classification system is reviewed monthly by the Global X Thematic Classification committee to consider new potential categories, mega-themes, themes, or sub-themes. Changes in the classification will be announced at the time of release of the following monthly Thematic ETF Report.

As a new ETF launches or changes its strategy, its classification is evaluated promptly by the committee, and published at the time of release of the Thematic ETF Report. In the case of change in an ETF strategy/methodology, holdings, or stated objectives, the thematic classification system will promptly incorporate or drop the ETF in regards into its respective classification, maintaining the history of assets under management (AUM) of the Fund.

These materials have been prepared solely for informational purposes based upon information generally available to the public and from sources believed to be reliable. The completeness of the Global X Thematic ETF Report is done on a best efforts basis at the point in time with the data available to Global X as of the time of its publication. The inclusion of a Fund in this framework reflects the view of Global X alone. Global X makes no guarantee that this framework is complete nor inclusive of all ETFs in their view of their respective issuer.

Global X accepts requests for reviews or appeals for any ETFs. Please contact Global X at research@globalxetfs.com, and the appeal will be considered in a timely manner. There are no guarantees that an appeal will result in a change in the ETF's classification.

The Thematic ETF Report, including its thematic classification system, fall under the supervision of the Global X Thematic Classification committee. This committee consists of members from Global X's research and product teams who have extensive knowledge and familiarity with thematic investing and the ETF industry. The objective of the committee is to ensure, in a best efforts basis, a definition, classification, and identification of the universe of thematic ETFs. The committee meets at least monthly to review the classification system, as well as on an ad-hoc basis to review new ETF launches or ETFs that change their strategy.

Risk Information

No content contained in these materials or any part thereof (“Content”) may be modified, reverse engineered, reproduced or distributed in any form or by any means, or stored in a database or retrieval system, without the prior written permission of Global X. The Content shall not be used for any unlawful or unauthorized purposes. Global X does not guarantee the accuracy, completeness, timeliness or availability of the Content and is not responsible for any errors or omissions, regardless of the cause, for the results obtained from the use of the Content.

THE CONTENT IS PROVIDED ON AN “AS IS” BASIS. GLOBAL X AND ITS AFFILIATES DISCLAIM ANY AND ALL EXPRESS OR IMPLIED WARRANTIES, INCLUDING, BUT NOT LIMITED TO, ANY WARRANTIES OF MERCHANTABILITY OR FITNESS FOR A PARTICULAR PURPOSE OR USE OF THE CONTENT.

In no event shall Global X or its affiliates be liable to any party for any direct, indirect, incidental, exemplary, compensatory, punitive, special or consequential damages, costs, expenses, legal fees, or losses (including, without limitation, lost income or lost profits and opportunity costs) in connection with any use of the Content even if advised of the possibility of such damages."

For more information on Global X, please contact research@globalxetfs.com. For access to *Global X Thematic Classification System – Methodology* please click [here](#).



GLOBAL ✕

by Mirae Asset

Appendix

Appendix – Classification of Thematic ETFs

Ticker	Name	Aug 2022 (\$M)	Jul 2022 (\$M)	MoM Flows (\$M)	Category	Mega-Theme	Theme	Sub-Theme
QTUM	Defiance Quantum ETF	\$118.25	\$128.42	-\$2.27	Disruptive Technology	Big Data	Quantum Computing	
AIQ	Global X Future Analytics Tech ETF	\$139.54	\$145.18	\$0.00	Disruptive Technology	Big Data		
THNQ	ROBO Global® Artificial Intelligence ETF	\$25.29	\$25.74	\$0.00	Disruptive Technology	Big Data		
XDAT	Franklin Exponential Data ETF	\$2.67	\$2.66	\$0.00	Disruptive Technology	Big Data		
VCLO	Simplify Volt Cloud and Cybersecurity Disruption ETF	\$5.81	\$6.80	-\$0.99	Disruptive Technology	Big Data		
DAT	ProShares Big Data Refineres ETF	\$1.86	\$1.90	\$0.00	Disruptive Technology	Big Data		
TRFK	Pacer Data and Digital Revolution ETF	\$0.95	\$0.99	\$0.00	Disruptive Technology	Big Data		
WTAI	WisdomTree Artfcl Intlgn & Innvtn ETF	\$0.79	\$0.84	\$0.00	Disruptive Technology	Big Data	Machine/Deep Learning	
MRAD	Advertising and Marketing Technology ETF	\$1.43	\$1.46	\$0.00	Disruptive Technology	Big Data	Cloud Computing	MarTech
SKYY	First Trust Cloud Computing ETF	\$3,364.39	\$3,478.82	-\$29.69	Disruptive Technology	Big Data	Cloud Computing	
WCLD	WisdomTree Cloud Computing Fund	\$660.81	\$662.59	\$33.71	Disruptive Technology	Big Data	Cloud Computing	
CLOU	Global X Cloud Computing ETF	\$643.06	\$663.21	-\$4.70	Disruptive Technology	Big Data	Cloud Computing	
WFH	Direxion Work From Home ETF	\$45.57	\$45.88	\$0.00	Disruptive Technology	Big Data	Cloud Computing	Remote Work
IWFH	iShares Virtual Work and Life Multisector ETF	\$4.19	\$4.41	\$0.00	Disruptive Technology	Big Data	Cloud Computing	
FCLD	Fidelity Cloud Computing ETF	\$21.23	\$19.37	\$2.58	Disruptive Technology	Big Data	Cloud Computing	
IVES	Wedbush ETFMG Global Cloud Technology ETF	\$26.06	\$29.72	-\$3.51	Disruptive Technology	Big Data	Cloud Computing	
BUG	Global X Cybersecurity ETF	\$1,189.86	\$1,109.46	\$22.67	Disruptive Technology	Big Data	Cybersecurity	
HACK	ETFMG Prime Cyber Security ETF	\$1,621.46	\$1,652.68	-\$17.34	Disruptive Technology	Big Data	Cybersecurity	
IHAK	iShares Cybersecurity and Tech ETF	\$544.73	\$539.90	\$0.00	Disruptive Technology	Big Data	Cybersecurity	
CIBR	First Trust NASDAQ Cybersecurity ETF	\$5,283.79	\$5,131.80	\$79.83	Disruptive Technology	Big Data	Cybersecurity	
WCBR	WisdomTree Cybersecurity ETF	\$34.74	\$33.28	\$0.00	Disruptive Technology	Big Data	Cybersecurity	
FITE	SPDR Kensho Future Security ETF	\$31.58	\$31.59	\$0.94	Disruptive Technology	Big Data	Cybersecurity	
DRIV	Global X Autonomous & Electric Vehicles ETF	\$960.93	\$975.95	\$3.82	Disruptive Technology	Mobility		
CLNR	IQ Cleaner Transport	\$4.82	\$5.10	\$0.00	Disruptive Technology	Mobility		
EKAR	Innovation Shares NextGen Vehicles & Technology ETF	\$7.42	\$7.73	\$0.00	Disruptive Technology	Mobility		
MOTO	The SmartETFs Smart Transportation & Technology ETF	\$10.84	\$11.57	\$0.00	Disruptive Technology	Mobility		
KARS	KraneShares Electric Vehicles and Future Mobility Index ETF	\$250.98	\$258.97	\$0.00	Disruptive Technology	Mobility		
VCAR	Simplify Volt RoboCar Disruption ETF	\$4.13	\$4.77	\$0.00	Disruptive Technology	Mobility		
FDRV	Fidelity Electric Vehicles and Future Transportation ETF	\$43.79	\$42.51	\$3.10	Disruptive Technology	Mobility	Electric Vehicles	
WBAT	WisdomTree Battery Val Chn & Innvt ETF	\$5.18	\$1.82	\$3.62	Disruptive Technology	Mobility	Electric Vehicles	Lithium/Batteries

Source: Global X ETFs, Bloomberg. July 2022 as of 07/29/2022; August 2022 as of 08/31/2022.

Appendix – Classification of Thematic ETFs

Ticker	Name	Aug 2022 (\$M)	Jul 2022 (\$M)	MoM Flows (\$M)	Category	Mega-Theme	Theme	Sub-Theme
BATT	Amplify Advanced Battery Metals and Materials ETF	\$190.23	\$190.74	\$3.88	Disruptive Technology	Mobility	Electric Vehicles	Lithium/Batteries
LIT	Global X Lithium & Battery Tech ETF	\$4,553.89	\$4,517.06	\$9.05	Disruptive Technology	Mobility	Electric Vehicles	Lithium/Batteries
HAIL	SPDR Kensho Smart Mobility ETF	\$78.77	\$85.77	-\$1.21	Disruptive Technology	Mobility		
IDRV	iShares Self-Driving EV and Tech ETF	\$450.47	\$466.30	\$12.40	Disruptive Technology	Mobility		
SUBS	Fount Subscriptions Economy ETF	\$2.71	\$4.23	-\$1.41	Disruptive Technology	Digital Experiences		
MTVR	Fount Metaverse ETF	\$7.22	\$8.39	-\$0.83	Disruptive Technology	Digital Experiences		
METV	Roundhill Ball Metaverse ETF	\$489.29	\$519.18	-\$10.31	Disruptive Technology	Digital Experiences		
PUNK	Subversive Metaverse ETF	\$0.95	\$0.99	\$0.00	Disruptive Technology	Digital Experiences		
FMET	Fidelity Metaverse ETF	\$12.95	\$12.38	\$1.15	Disruptive Technology	Digital Experiences		
ARVR	First Trust Indxx Metaverse ETF	\$2.58	\$2.75	\$0.00	Disruptive Technology	Digital Experiences		
VR	Global X Metaverse ETF	\$2.10	\$2.17	\$0.00	Disruptive Technology	Digital Experiences		
ODDS	Pacer BlueStar Digital Entertainment ETF	\$1.35	\$1.40	\$0.00	Disruptive Technology	Digital Experiences		
HERO	Global X Video Games & Esports ETF	\$190.92	\$195.20	\$4.90	Disruptive Technology	Digital Experiences	Video Games	Esports
BNGE	First Trust S-Network Strmg & Gmng ETF	\$3.68	\$3.83	\$0.00	Disruptive Technology	Digital Experiences	Video Games	
GAMR	ETFMG Video Game Tech ETF	\$59.31	\$62.48	\$0.00	Disruptive Technology	Digital Experiences	Video Games	
ESPO	Video Gaming and eSports ETF	\$310.09	\$329.12	\$0.00	Disruptive Technology	Digital Experiences	Video Games	Esports
NERD	Roundhill BITKRAFT Esports & Digital Entertainment ETF	\$32.31	\$33.15	\$0.00	Disruptive Technology	Digital Experiences	Video Games	Esports
OND	ProShares On-Demand ETF	\$1.03	\$1.06	\$0.00	Disruptive Technology	Digital Experiences	Streaming	
SOCL	Global X Social Media ETF	\$157.62	\$177.74	-\$16.55	Disruptive Technology	Digital Experiences	Social Media	
VERS	ProShares Metaverse ETF	\$6.64	\$6.68	\$0.37	Disruptive Technology	Digital Experiences		
BKCH	Global X Blockchain ETF	\$61.04	\$61.06	\$1.52	Disruptive Technology	FinTech	Blockchain	
NFTZ	Defiance Digital Revolution ETF	\$6.91	\$7.13	\$0.00	Disruptive Technology	FinTech	Blockchain	
SATO	Invesco Alerian Galaxy Crypto Economy ETF	\$3.52	\$3.74	\$0.00	Disruptive Technology	FinTech	Blockchain	
BLKC	Invesco Alerian Galaxy Blockchain Users and Decent Commerce ETF	\$2.28	\$2.42	\$0.00	Disruptive Technology	FinTech	Blockchain	
DAPP	VanEck Vectors Digital Transformation ETF	\$35.28	\$34.57	\$2.72	Disruptive Technology	FinTech	Blockchain	
BITQ	Bitwise Crypto Industry Innovators ETF	\$71.89	\$70.55	\$5.68	Disruptive Technology	FinTech	Blockchain	
KOIN	Innovation Shares NextGen Protocol ETF	\$18.43	\$19.02	\$0.00	Disruptive Technology	FinTech	Blockchain	
BLOK	Amplify Transformational Data Sharing ETF	\$571.82	\$602.40	-\$3.18	Disruptive Technology	FinTech	Blockchain	
LEGR	First Trust Indxx Innovative Transaction & Process ETF	\$113.87	\$123.60	-\$5.31	Disruptive Technology	FinTech	Blockchain	
BLCN	Reality Shares Nasdaq NexGen Economy ETF	\$122.79	\$134.50	-\$5.59	Disruptive Technology	FinTech	Blockchain	

Source: Global X ETFs, Bloomberg. July 2022 as of 07/29/2022; August 2022 as of 08/31/2022.

Appendix – Classification of Thematic ETFs

Ticker	Name	Aug 2022 (\$M)	Jul 2022 (\$M)	May 2022 (\$M)	Category	Mega-Theme	Theme	Sub-Theme
WGMI	Valkyrie Bitcoin Miners ETF	\$2.96	\$3.70	-\$0.73	Disruptive Technology	FinTech	Blockchain	
RIGZ	Viridi Cleaner Energy Crypto-Mining & Semiconductor ETF	\$6.59	\$7.05	\$0.00	Disruptive Technology	FinTech	Blockchain	
CRPT	First Trust SkyBridge Crypto Industry and Digital Economy ETF	\$26.64	\$27.11	\$1.06	Disruptive Technology	FinTech	Blockchain	
DAM	VanEck Digital Assets Mining ETF	\$1.45	\$1.56	\$0.00	Disruptive Technology	FinTech	Blockchain	
FDIG	Fidelity Crypto Industry & Digital Payments ETF	\$19.49	\$16.19	\$4.18	Disruptive Technology	FinTech	Blockchain	
IBLC	iShares Blockchain and Tech ETF	\$6.81	\$6.17	\$1.02	Disruptive Technology	FinTech	Blockchain	
STCE	Schwab Crypto Thematic ETF	\$7.64	\$0.00	\$3.72	Disruptive Technology	FinTech	Blockchain	
BCDF	Horizon Kinetics Blockchain Dev ETF	\$1.79	\$0.00	\$0.64	Disruptive Technology	FinTech	Blockchain	
IPAY	ETFMG Prime Mobile Payments ETF	\$589.89	\$627.98	-\$20.47	Disruptive Technology	FinTech	Mobile Payments	
ETPA	Tortoise Digital Payments Infrastructure Fund	\$6.77	\$8.56	-\$1.49	Disruptive Technology	FinTech	Mobile Payments	
GFOF	Grayscale Future of Finance ETF	\$6.07	\$6.07	\$0.00	Disruptive Technology	FinTech		
FINX	Global X FinTech ETF	\$585.09	\$646.85	-\$46.24	Disruptive Technology	FinTech		
ARKF	Fintech Innovation ETF	\$881.97	\$936.43	-\$35.07	Disruptive Technology	FinTech		
BIDS	Amplify Digital and Online Trading ETF	\$0.37	\$0.37	\$0.00	Disruptive Technology	FinTech		
EMFQ	Amplify Emerging Market FinTech ETF	\$2.74	\$2.64	\$0.00	Disruptive Technology	FinTech		
BPAY	BlackRock Future Financial and Tech ETF	\$4.55	\$0.00	\$0.00	Disruptive Technology	FinTech		
VPN	Global X Data Center REITs & Digital Infrastructure ETF	\$71.76	\$76.45	\$0.00	Disruptive Technology	Connectivity	Digital Infrastructure	
SRVR	Pacer Benchmark Data & Infrastructure Real Estate SCTR ETF	\$1,143.74	\$1,241.60	-\$16.63	Disruptive Technology	Connectivity	Digital Infrastructure	
GREI	Goldman Sachs FT RL Estt & Infrs Eq ETF	\$23.98	\$25.39	\$0.00	Disruptive Technology	Connectivity	Digital Infrastructure	
BYTE	Roundhill IO Digital Infrastructure ETF	\$2.04	\$2.18	\$0.00	Disruptive Technology	Connectivity	Digital Infrastructure	
WTRE	WisdomTree New Economy Real Estate Fund ETF	\$37.56	\$41.73	-\$1.00	Disruptive Technology	Connectivity	Digital Infrastructure	
KFVG	KraneShares CICC China 5G and Technology leaders Index ETF	\$17.52	\$17.88	\$0.00	Disruptive Technology	Connectivity	5G & Internet of Things	
GRID	First Trust Nasdaq Clean Edge Smart GRID Infrastructure Index	\$593.16	\$639.21	-\$4.46	Disruptive Technology	Connectivity	5G & Internet of Things	Smart Cities
SIMS	SPDR Kensho Intelligent Structure ETF	\$33.41	\$35.01	-\$0.38	Disruptive Technology	Connectivity	5G & Internet of Things	Smart Cities
FIVG	Defiance Next Gen Connectivity ETF	\$872.60	\$953.46	-\$26.12	Disruptive Technology	Connectivity	5G & Internet of Things	
NXTG	First Trust Indxx NextG ETF	\$549.18	\$599.64	-\$19.86	Disruptive Technology	Connectivity	5G & Internet of Things	
WUGI	Esoterica NextG Economy ETF	\$21.82	\$23.13	\$0.00	Disruptive Technology	Connectivity	5G & Internet of Things	
SNSR	Global X Internet of Things ETF	\$298.19	\$321.84	-\$6.35	Disruptive Technology	Connectivity	5G & Internet of Things	
KWEB	KraneShares CSI China Internet ETF	\$6,676.33	\$7,073.38	-\$694.41	Disruptive Technology	Connectivity	Emerging Markets Internet	
PNQI	Invesco NASDAQ Internet ETF	\$487.36	\$517.28	-\$20.69	Disruptive Technology	Connectivity		

Source: Global X ETFs, Bloomberg. July 2022 as of 07/29/2022; August 2022 as of 08/31/2022.

Appendix – Classification of Thematic ETFs

Ticker	Name	Aug 2022 (\$M)	Jul 2022 (\$M)	MoM Flows (\$M)	Category	Mega-Theme	Theme	Sub-Theme
ARKW	ARK Next Generation Internet ETF	\$1,350.77	\$1,456.50	-\$22.37	Disruptive Technology	Connectivity		
XWEB	SPDR S&P Internet ETF	\$25.89	\$28.31	-\$0.78	Disruptive Technology	Connectivity		
OGIG	ALPS OShares Global Internet Giants ETF	\$209.59	\$220.84	-\$4.68	Disruptive Technology	Connectivity		
ROKT	SPDR Kensho Final Frontiers ETF	\$17.29	\$19.00	-\$0.78	Disruptive Technology	Connectivity	Space/Satellite Communications	
UFO	Procore Space ETF	\$66.29	\$69.75	-\$3.22	Disruptive Technology	Connectivity	Space/Satellite Communications	
ARKX	Ark Space Exploration	\$302.51	\$319.54	-\$1.58	Disruptive Technology	Connectivity	Space/Satellite Communications	
PRNT	3D Printing ETF	\$196.68	\$209.55	-\$2.37	Disruptive Technology	Robotics	3D Printing	
ARKQ	ARK Autonomous Technology & Robotics ETF	\$1,105.92	\$1,211.94	-\$16.89	Disruptive Technology	Robotics	AI/Automation	
BOTZ	Global X Robotics & Artificial Intelligence ETF	\$1,383.97	\$1,474.94	\$19.13	Disruptive Technology	Robotics	AI/Automation	
ROBO	ROBO Global Robotics and Automation Index ETF	\$1,235.07	\$1,322.62	-\$2.52	Disruptive Technology	Robotics	AI/Automation	
ROBT	First Trust Nasdaq Artificial Intelligence and Robotics ETF	\$197.36	\$199.67	\$10.43	Disruptive Technology	Robotics	AI/Automation	
IRBO	iShares Robotics and Artificial Intelligence ETF	\$252.26	\$261.01	\$0.00	Disruptive Technology	Robotics	AI/Automation	
IQM	Franklin Intelligent Machines ETF	\$7.50	\$8.08	\$0.00	Disruptive Technology	Robotics	AI/Automation	
MAKX	ProShares S&P Kensho Smart Factories ETF	\$0.76	\$0.82	\$0.00	Disruptive Technology	Robotics	AI/Automation	
UAV	AdvisorShares Drone Technology ETF	\$0.35	\$0.60	-\$0.25	Disruptive Technology	Robotics	Drones	
BULD	Pacer BlueStar Engineering the Future ETF	\$1.08	\$1.17	\$0.00	Disruptive Technology	Robotics		
XT	iShares Exponential Technologies ETF	\$2,964.65	\$3,159.74	-\$39.72	Disruptive Technology			
XITK	SPDR FactSet Innovative Technology ETF	\$110.97	\$123.09	-\$8.12	Disruptive Technology			
DTEC	ALPS Disruptive Technologies ETF	\$123.88	\$132.47	\$0.00	Disruptive Technology			
LOUP	Innovator Loup Frontier Tech ETF	\$40.34	\$42.61	\$0.00	Disruptive Technology			
ARKK	ARK Innovation ETF	\$7,977.56	\$9,336.82	-\$803.35	Disruptive Technology			
KOMP	SPDR Kensho New Economies Composite ETF	\$1,683.12	\$1,720.13	\$35.21	Disruptive Technology			
IZRL	ARK Israel Innovative Technology ETF	\$115.39	\$118.13	-\$3.09	Disruptive Technology			
IETC	iShares Evolved U.S. Technology ETF	\$105.32	\$115.99	-\$4.77	Disruptive Technology			
PLAT	WisdomTree Growth Leaders ETF	\$10.31	\$10.74	\$0.00	Disruptive Technology			
TECB	iShares US Tech Breakthrough Multisector ETF	\$328.26	\$345.72	\$0.00	Disruptive Technology			
GINN	Goldman Sachs Innovate Equity ETF	\$327.53	\$349.88	-\$7.05	Disruptive Technology			
MOON	Direxion Moonshot Technologies ETF	\$45.72	\$46.72	-\$0.83	Disruptive Technology			
BTEK	BlackRock Future Tech ETF	\$12.12	\$12.60	\$0.00	Disruptive Technology			
BFTR	BlackRock Future Innovators ETF	\$7.36	\$7.80	\$0.00	Disruptive Technology			

Source: Global X ETFs, Bloomberg. July 2022 as of 07/29/2022; August 2022 as of 08/31/2022.

Appendix – Classification of Thematic ETFs

Ticker	Name	Aug 2022 (\$M)	Jul 2022 (\$M)	MoM Flows (\$M)	Category	Mega-Theme	Theme	Sub-Theme
ANEW	MSCI Transformational Changes ETF	\$24.54	\$26.62	-\$0.88	Disruptive Technology			
TMAT	Main Thematic Innovation ETF	\$63.58	\$64.48	\$0.61	Disruptive Technology			
GGRW	Gabelli Funds' Growth Innovators ETF	\$2.66	\$2.78	\$0.00	Disruptive Technology			
IDAT	iShares Cloud 5G and Tech ETF	\$6.89	\$7.19	\$0.00	Disruptive Technology			
ILDR	First Trust Innovation Leaders ETF	\$3.04	\$3.08	\$0.00	Disruptive Technology			
MVPS	Amplify Thematic All-Stars ETF	\$6.20	\$6.89	-\$0.44	Disruptive Technology			
SPRX	Spear Alpha ETF	\$3.39	\$3.44	\$0.00	Disruptive Technology			
JFWD	Jacob Forward ETF	\$3.42	\$3.31	\$0.10	Disruptive Technology			
GK	AdvisorShares Gerber Kawasaki ETF	\$16.12	\$18.36	-\$1.34	Disruptive Technology			
FFND	The Future Fund Active ETF	\$9.67	\$10.43	-\$0.38	Disruptive Technology			
GTEK	Goldman Sachs Future Tech Leaders Equity ETF	\$242.41	\$254.57	-\$5.75	Disruptive Technology			
TINY	ProShares Nanotechnology ETF	\$2.25	\$2.50	\$0.00	Disruptive Technology			
KGRO	KraneShares China Innovation ETF	\$1.78	\$1.83	\$0.00	Disruptive Technology			
TYNE	Direxion Nanotechnology ETF	\$1.66	\$1.76	\$0.00	Disruptive Technology			
INNO	Harbor Disruptive Innovation ETF	\$7.34	\$7.78	\$0.00	Disruptive Technology			
BTHM	Blackrock Future US Themes ETF	\$4.18	\$4.35	\$0.00	Disruptive Technology			
DGIN	VanEck Digital India ETF	\$1.50	\$1.50	\$0.00	Disruptive Technology			
SAMT	Strategas Macro Thematic Opp ETF	\$62.90	\$50.98	\$13.33	Disruptive Technology			
TIME	Clockwise Capital Innovation ETF	\$4.78	\$4.87	\$0.00	Disruptive Technology			
KEJI	Global X China Disruption ETF	\$2.41	\$2.54	\$0.00	Disruptive Technology			
GXTG	Global X Thematic Growth ETF	\$65.18	\$67.59	-\$0.60	Disruptive Technology			
NBDS	Neuberger Berman Disrupters ETF	\$5.38	\$5.68	\$0.00	Disruptive Technology			
TRFM	AAM Transformers ETF	\$5.72	\$3.23	\$2.73	Disruptive Technology			
MINV	Matthews Asia Innovators Active ETF	\$3.80	\$1.25	\$2.53	Disruptive Technology			
TWEB	SoFi Web 3 ETF	\$0.43	\$0.00	\$0.00	Disruptive Technology			
GBUY	Goldman Sachs Future Consumer Equity ETF	\$89.00	\$93.75	\$0.00	People & Demographics	New Consumer		
AWAY	ETFMG Travel Tech ETF	\$185.93	\$197.19	-\$17.90	People & Demographics	New Consumer		
LIV	Emles @Home ETF	\$2.22	\$2.34	\$0.00	People & Demographics	New Consumer		
iBET	iBet Sprts Betting & Gaming ETF	\$1.06	\$0.92	\$0.19	People & Demographics	New Consumer	Sports Betting	
BETZ	Roundhill Sports Betting & iGaming ETF	\$125.25	\$130.50	-\$2.50	People & Demographics	New Consumer	Sports Betting	

Source: Global X ETFs, Bloomberg. July 2022 as of 07/29/2022; August 2022 as of 08/31/2022.

Appendix – Classification of Thematic ETFs

Ticker	Name	Aug 2022 (\$M)	Jul 2022 (\$M)	MoM Flows (\$M)	Category	Mega-Theme	Theme	Sub-Theme
BUYZ	Franklin Disruptive Commerce ETF	\$9.24	\$9.56	\$0.00	People & Demographics	New Consumer	E-Commerce	
IBUY	Amplify Online Retail ETF	\$224.84	\$237.12	-\$9.81	People & Demographics	New Consumer	E-Commerce	
ONLN	ProShares Online Retail ETF	\$265.20	\$259.16	\$10.70	People & Demographics	New Consumer	E-Commerce	
EBIZ	Global X E-commerce ETF	\$54.14	\$58.87	-\$4.90	People & Demographics	New Consumer	E-Commerce	
EWEB	Global X Emerging Markets E-commerce & Internet ETF	\$2.70	\$2.56	\$0.00	People & Demographics	New Consumer	E-Commerce	
EMQQ	Emerging Markets Internet & Ecommerce ETF	\$615.15	\$603.53	-\$9.56	People & Demographics	New Consumer	E-Commerce	
FMQQ	The Next Frontier Internet & Ecommerce ETF	\$15.11	\$14.96	\$0.31	People & Demographics	New Consumer	E-Commerce	
KEMQ	KraneShares Emerging Markets Consumer Technology Index ETF	\$41.49	\$42.03	-\$0.77	People & Demographics	New Consumer	Emerging Market Consumers	
ECON	Columbia Emerging Markets Consumer ETF	\$104.90	\$107.77	-\$4.24	People & Demographics	New Consumer	Emerging Market Consumers	
INCO	Columbia India Consumer ETF	\$83.98	\$81.24	\$0.00	People & Demographics	New Consumer	Emerging Market Consumers	
INQQ	India Internet & Ecommerce ETF	\$0.88	\$0.87	\$0.00	People & Demographics	New Consumer	Emerging Market Consumers	
MILN	Global X Millennials Thematic ETF	\$110.20	\$114.96	-\$1.61	People & Demographics	New Consumer	Millennials & Gen Z	
ZGEN	Generation Z ETF	\$1.72	\$2.05	-\$0.28	People & Demographics	New Consumer	Millennials & Gen Z	
GENY	Principal Millennials Index ETF	\$23.38	\$24.23	\$0.00	People & Demographics	New Consumer	Millennials & Gen Z	
NBCC	Neuberger Brmn Nxt Gnrtn Cnncd Cnsm ETF	\$4.75	\$4.37	\$0.48	People & Demographics	New Consumer	Millennials & Gen Z	
EDUT	Global X Education ETF	\$3.34	\$3.42	\$0.00	People & Demographics	New Consumer	Education	
BYOB	SoFi Gig Economy ETF	\$8.60	\$9.32	-\$0.78	People & Demographics	New Consumer	Sharing/Gig Economy	
POTX	Global X Cannabis ETF	\$52.53	\$50.61	\$2.65	People & Demographics	New Consumer	Cannabis	
YOLO	AdvisorShares Pure Cannabis ET	\$77.53	\$77.43	\$0.47	People & Demographics	New Consumer	Cannabis	
MJUS	ETFMG U.S. Alternative Harvest ETF	\$81.72	\$2.43	\$77.28	People & Demographics	New Consumer	Cannabis	
MJ	ETFMG Alternative Harvest ETF	\$410.46	\$398.62	\$12.01	People & Demographics	New Consumer	Cannabis	
THCX	The Cannabis ETF	\$32.68	\$34.32	\$0.00	People & Demographics	New Consumer	Cannabis	
TOKE	Cambria Cannabis ETF	\$14.93	\$16.65	-\$0.80	People & Demographics	New Consumer	Cannabis	
CNBS	Amplify Seymour Cannabis ETF	\$47.25	\$44.43	\$0.00	People & Demographics	New Consumer	Cannabis	
MSOS	AdvisorShares Pure US Cannabis ETF	\$734.01	\$624.88	\$26.36	People & Demographics	New Consumer	Cannabis	
PSDN	AdvisorShares Poseidon Dynamic Cnns ETF	\$6.07	\$5.14	\$0.03	People & Demographics	New Consumer	Cannabis	
WEED	Roundhill Cannabis ETF	\$1.58	\$1.47	\$0.00	People & Demographics	New Consumer	Cannabis	
GDOC	Goldman Sachs Future Health Care EQ ETF	\$101.78	\$107.95	\$0.01	People & Demographics	Health	Healthcare Innovation	
PINK	The Simplify Health Care ETF	\$77.68	\$36.21	\$44.80	People & Demographics	Health	Healthcare Innovation	
WDNA	WisdomTree BioRevolution ETF	\$4.96	\$5.10	\$0.00	People & Demographics	Health	Healthcare Innovation	

Source: Global X ETFs, Bloomberg. July 2022 as of 07/29/2022; August 2022 as of 08/31/2022.

Appendix – Classification of Thematic ETFs

Ticker	Name	Aug 2022 (\$M)	Jul 2022 (\$M)	MoM Flows (\$M)	Category	Mega-Theme	Theme	Sub-Theme
HART	iQ Healthy Hearts ETF	\$6.44	\$6.81	\$0.00	People & Demographics	Health	Healthcare Innovation	
IBRN	iShares Neuroscience and Healthcare ETF	\$4.82	\$0.00	\$3.79	People & Demographics	Health	Healthcare Innovation	
VIRS	Pacer BioThreat ETF	\$4.00	\$5.72	-\$1.34	People & Demographics	Health	Healthcare Innovation	Public Health
ARKG	Genomic Revolution ETF	\$2,628.00	\$2,780.03	-\$68.81	People & Demographics	Health	Healthcare Innovation	Genomics
GNOM	Global X Genomics & Biotechnology ETF	\$230.42	\$225.92	\$11.38	People & Demographics	Health	Healthcare Innovation	Genomics
XDNA	Kelly CRISPR & Gene Editing Tech ETF	\$5.29	\$1.85	\$3.44	People & Demographics	Health	Healthcare Innovation	Genomics
MSGR	Direxion mRNA ETF	\$3.63	\$3.60	\$0.00	People & Demographics	Health	Healthcare Innovation	Genomics
IDNA	iShares Genomics Immunology and Healthcare ETF	\$191.08	\$199.33	\$5.43	People & Demographics	Health	Healthcare Innovation	Genomics
PBE	Invesco Dynamic Biotechnology & Genome ETF	\$233.28	\$243.49	-\$6.88	People & Demographics	Health	Healthcare Innovation	Genomics
HELX	Franklin Genomic Discovery ETF	\$11.23	\$12.39	\$0.00	People & Demographics	Health	Healthcare Innovation	Genomics
CNCR	Loncar Cancer Immunotherapy ETF	\$23.23	\$23.95	\$0.00	People & Demographics	Health	Healthcare Innovation	Immunotherapy
EDOC	Global X Telemedicine & Digital Health ETF	\$167.03	\$176.77	-\$3.24	People & Demographics	Health	Healthcare Innovation	Telem & Dig Hlth
FDHT	Fidelity Digital Health ETF	\$9.42	\$10.15	\$0.00	People & Demographics	Health	Healthcare Innovation	Telem & Dig Hlth
EKG	First Trust Nasdaq Lux Digital Health Solutions ETF	\$0.77	\$1.66	-\$0.78	People & Demographics	Health	Healthcare Innovation	Telem & Dig Hlth
CHB	Global X China Biotech Innovation ETF	\$2.71	\$2.83	\$0.00	People & Demographics	Health	Healthcare Innovation	
GERM	ETFMG Treatments, Testing and Advancements ETF	\$24.59	\$27.51	-\$1.24	People & Demographics	Health	Healthcare Innovation	
SBIO	ALPS Medical Breakthroughs ETF	\$109.92	\$105.10	-\$4.08	People & Demographics	Health	Healthcare Innovation	
BTEC	Principal Healthcare Innovators Index ETF	\$62.15	\$59.83	\$0.00	People & Demographics	Health	Healthcare Innovation	
HTEC	ROBO Global Healthcare Technology & Innovation	\$108.24	\$118.64	-\$2.97	People & Demographics	Health	Healthcare Innovation	
BMED	BlackRock Future Health ETF	\$7.09	\$7.43	\$0.00	People & Demographics	Health	Healthcare Innovation	
PSIL	AdvisorShares Psychedelics ETF	\$10.94	\$6.38	\$2.15	People & Demographics	Health	Healthcare Innovation	Altern Medicine
PSYK	PSYK ETF	\$1.21	\$1.18	\$0.00	People & Demographics	Health	Healthcare Innovation	Altern Medicine
BFIT	Global X Health & Wellness Thematic ETF	\$23.06	\$23.34	\$0.00	People & Demographics	Health	Health & Wellness	
AGNG	Global X Longevity Thematic ETF	\$45.73	\$51.54	-\$2.70	People & Demographics	Health	Aging Population	
HLGE	The Hartford Longevity Economy ETF	\$22.29	\$23.24	\$0.00	People & Demographics	Health	Aging Population	
CHNA	Loncar China BioPharma ETF	\$5.26	\$5.52	\$0.00	People & Demographics	Health	EM Healthcare	
CTEC	Global X CleanTech ETF	\$127.98	\$123.81	\$0.35	Physical Environment	Climate Change	CleanTech	
NZRO	Strategy Shares Halt Climate Change ETF	\$1.11	\$1.12	\$0.00	Physical Environment	Climate Change		
GCLN	Goldman Sachs Bloomberg Cln Enrgy Eq ETF	\$7.92	\$8.15	\$0.00	Physical Environment	Climate Change		
QCLN	First Trust Nasdaq Clean Edge Green Energy ETF	\$2,378.67	\$2,216.94	\$98.85	Physical Environment	Climate Change	CleanTech	

Source: Global X ETFs, Bloomberg. July 2022 as of 07/29/2022; August 2022 as of 08/31/2022.

Appendix – Classification of Thematic ETFs

Ticker	Name	Aug 2022 (\$M)	Jul 2022 (\$M)	MoM Flows (\$M)	Category	Mega-Theme	Theme	Sub-Theme
ICLN	iShares Global Clean Energy ETF	\$5,624.04	\$5,627.55	\$32.18	Physical Environment	Climate Change	CleanTech	
ERTH	Invesco Cleantech ETF	\$362.80	\$378.66	\$0.08	Physical Environment	Climate Change	CleanTech	
CTEX	ProShares S&P Kensho Cleantech ETF	\$6.51	\$3.58	\$2.86	Physical Environment	Climate Change	CleanTech	
RNRG	Global X Renewable Energy Producers ETF	\$101.90	\$105.82	-\$0.79	Physical Environment	Climate Change	Clean & Renewable Energy	
VCLN	Virtus Duff & Phelps Clean Energy ETF	\$3.66	\$3.67	\$0.00	Physical Environment	Climate Change	Clean & Renewable Energy	
FRNW	Fidelity Clean Energy ETF	\$40.68	\$34.17	\$6.32	Physical Environment	Climate Change	Clean & Renewable Energy	
BNE	Blue Horizon New Energy Economy ETF	\$6.81	\$6.78	\$0.00	Physical Environment	Climate Change	Clean & Renewable Energy	
CNRG	SPDR Kensho Clean Power ETF	\$347.07	\$318.52	\$19.02	Physical Environment	Climate Change	Clean & Renewable Energy	
PBW	Invesco WilderHill Clean Energy ETF	\$1,200.13	\$1,201.94	-\$37.38	Physical Environment	Climate Change	Clean & Renewable Energy	
SMOG	VanEck Vectors Global Alternative Energy ETF	\$232.75	\$244.59	\$0.00	Physical Environment	Climate Change	Clean & Renewable Energy	
ACES	ALPS Clean Energy ETF	\$792.62	\$749.85	\$15.00	Physical Environment	Climate Change	Clean & Renewable Energy	
HYDR	Global X Hydrogen ETF	\$41.93	\$34.49	\$7.12	Physical Environment	Climate Change	Clean & Renewable Energy	Hydrogen
HJEN	Direxion Hydrogen ETF	\$28.61	\$27.45	\$0.00	Physical Environment	Climate Change	Clean & Renewable Energy	Hydrogen
HDRO	Defiance Next Gen H2 ETF	\$53.19	\$47.45	\$4.85	Physical Environment	Climate Change	Clean & Renewable Energy	Hydrogen
RAYS	Global X Solar ETF	\$8.69	\$8.64	\$0.71	Physical Environment	Climate Change	Clean & Renewable Energy	Solar
TAN	Invesco Solar ETF	\$2,975.44	\$2,906.43	\$100.33	Physical Environment	Climate Change	Clean & Renewable Energy	Solar
WNDY	Global X Wind Energy ETF	\$3.72	\$3.91	\$0.00	Physical Environment	Climate Change	Clean & Renewable Energy	Wind
FAN	First Trust ISE Global Wind Energy Index Fund	\$296.61	\$301.14	\$5.66	Physical Environment	Climate Change	Clean & Renewable Energy	Wind
KROP	Global X AgTech & Food Innovation ETF	\$6.70	\$6.50	\$0.37	Physical Environment	Climate Change	Resource Scarcity	Sustainable Food
YUMY	VanEck Future of Food ETF	\$2.87	\$3.04	\$0.00	Physical Environment	Climate Change	Resource Scarcity	Sustainable Food
EATV	VegTech Plant-based Innovt & Clmt ETF	\$5.05	\$4.42	\$0.79	Physical Environment	Climate Change	Resource Scarcity	Sustainable Food
IVEG	iShares Emergent Food and AgTech Mult ETF	\$5.27	\$5.45	\$0.00	Physical Environment	Climate Change	Resource Scarcity	Sustainable Food
EVX	Environmental Services ETF	\$68.95	\$65.90	\$3.02	Physical Environment	Climate Change	Resource Scarcity	Waste/Recycling
WWOW	Direxion World Without Waste ETF	\$3.48	\$3.42	\$0.00	Physical Environment	Climate Change	Resource Scarcity	Waste/Recycling
AQWA	Global X Clean Water ETF	\$6.55	\$6.79	\$0.00	Physical Environment	Climate Change	Resource Scarcity	Water
EBLU	Ecofin Global Water ESG Fund	\$60.62	\$64.86	\$0.00	Physical Environment	Climate Change	Resource Scarcity	Water
PHO	Invesco Water Resources ETF	\$1,675.40	\$1,735.40	\$24.99	Physical Environment	Climate Change	Resource Scarcity	Water
CGW	Invesco S&P Global Water Index ETF	\$940.66	\$992.93	\$3.95	Physical Environment	Climate Change	Resource Scarcity	Water
FIW	First Trust Water ETF	\$1,225.58	\$1,259.45	\$12.61	Physical Environment	Climate Change	Resource Scarcity	Water
PIO	Invesco Global Water ETF	\$262.08	\$281.64	\$0.00	Physical Environment	Climate Change	Resource Scarcity	Water

Source: Global X ETFs, Bloomberg. July 2022 as of 07/29/2022; August 2022 as of 08/31/2022.

Appendix – Classification of Thematic ETFs

Ticker	Name	Aug 2022 (\$M)	Jul 2022 (\$M)	MoM Flows (\$M)	Category	Mega-Theme	Theme	Sub-Theme
OCEN	iQ Clean Oceans ETF	\$4.78	\$5.19	\$0.00	Physical Environment	Climate Change	Resource Scarcity	
KGRN	KraneShares MSCI China Environment ETF	\$132.18	\$148.17	-\$1.72	Physical Environment	Climate Change		
GSFP	Goldman Sachs Future Planet Equity ETF	\$173.82	\$187.70	-\$5.51	Physical Environment	Climate Change		
BECO	BlackRock Future Climate and Sustainable Economy ETF	\$3.99	\$4.12	\$0.00	Physical Environment	Climate Change		
ENRG	SoFi Smart Energy ETF	\$2.53	\$2.13	\$0.42	Physical Environment	Climate Change		
DTOX	Amplify Cleaner Living ETF	\$0.78	\$0.81	\$0.00	Physical Environment	Climate Change		
GBLD	Invesco MSCI Green Building ETF	\$5.47	\$4.89	\$0.97	Physical Environment	Climate Change	Green Building	
TEMP	JPMorgan Climate Change Solutions ETF	\$19.97	\$21.06	\$0.00	Physical Environment	Climate Change		
GRNR	Global X Green Building ETF	\$2.08	\$2.24	\$0.00	Physical Environment	Climate Change	Green Building	
NBCT	Neuberger Berman Crbn Trnstn & Infrs ETF	\$5.41	\$5.53	\$0.00	Physical Environment	Climate Change		
DMAT	Global X Disruptive Materials ETF	\$3.73	\$3.80	\$0.00	Physical Environment	Disruptive Materials		
REMX	VanEck Vectors Rare Earth/Strategic Metals ETF	\$823.81	\$804.87	-\$9.68	Physical Environment	Disruptive Materials		
GMET	VanEck Green Metals ETF	\$21.20	\$21.82	\$0.00	Physical Environment	Disruptive Materials		
TINT	ProShares Smart Materials ETF	\$1.52	\$1.59	\$0.00	Physical Environment	Disruptive Materials		
CRIT	Optica Rare Earths & Critical Materials ETF	\$1.41	\$0.99	\$0.41	Physical Environment	Disruptive Materials		
PAVE	Global X U.S. Infrastructure Development ETF	\$3,771.67	\$3,956.27	-\$75.10	Physical Environment	Infrastructure Development		
IFRA	iShares U.S. Infrastructure ETF	\$1,669.28	\$1,697.74	\$7.84	Physical Environment	Infrastructure Development		
AIRR	First Trust RBA American Industrial Renaissance ETF	\$193.25	\$188.15	\$11.08	Physical Environment	Infrastructure Development		
OBOR	KraneShares MSCI One Belt One Road ETF	\$4.87	\$6.28	-\$1.22	Physical Environment	Infrastructure Development		
SUPL	ProShares Supply Chain Logistics ETF	\$1.85	\$1.98	\$0.00	Physical Environment	Infrastructure Development		
SHPP	Pacer Industrial and Logistics ETF	\$0.95	\$1.01	\$0.00	Physical Environment	Infrastructure Development		
RBLD	First Trust Alerian US NextGen Infrastructure ETF	\$9.75	\$7.40	\$2.49	Physical Environment	Infrastructure Development		

Source: Global X ETFs, Bloomberg. July 2022 as of 07/29/2022; August 2022 as of 08/31/2022.

GLOBAL X

by Mirae Asset

—
For more research please visit:

<https://www.globalxetfs.com/research/>